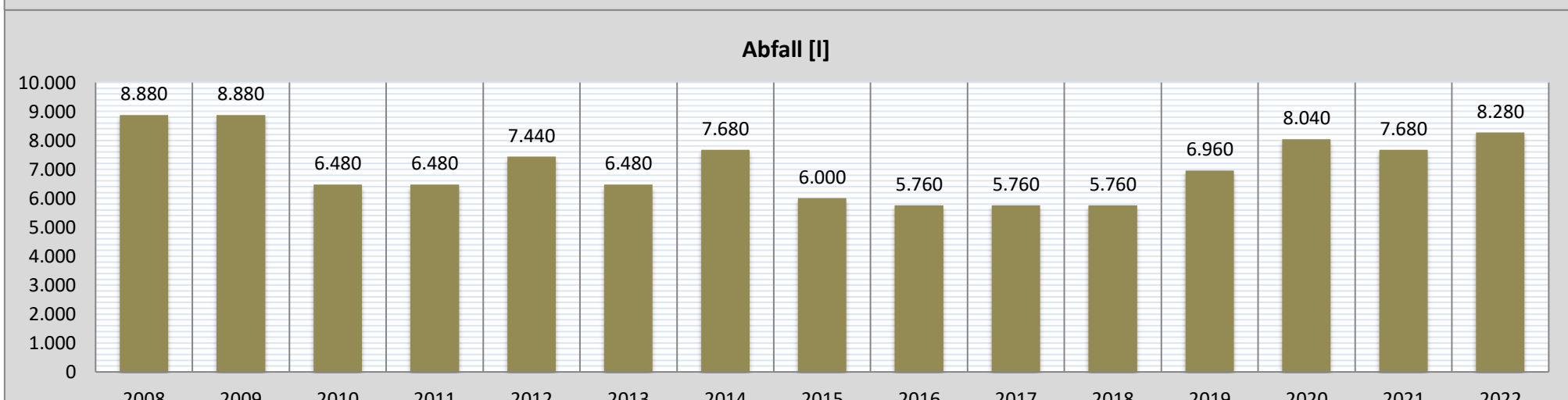
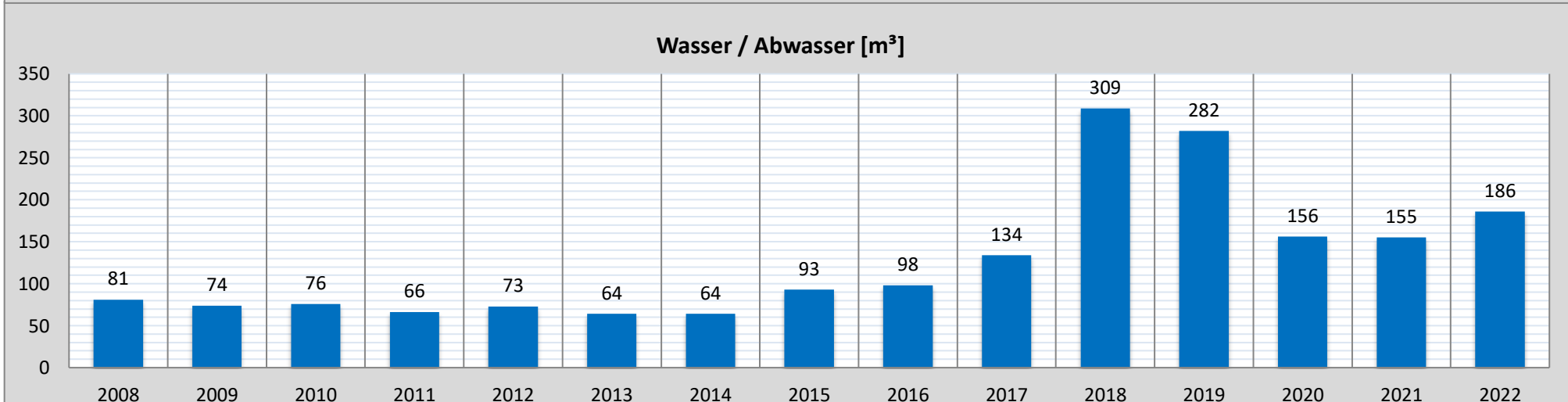
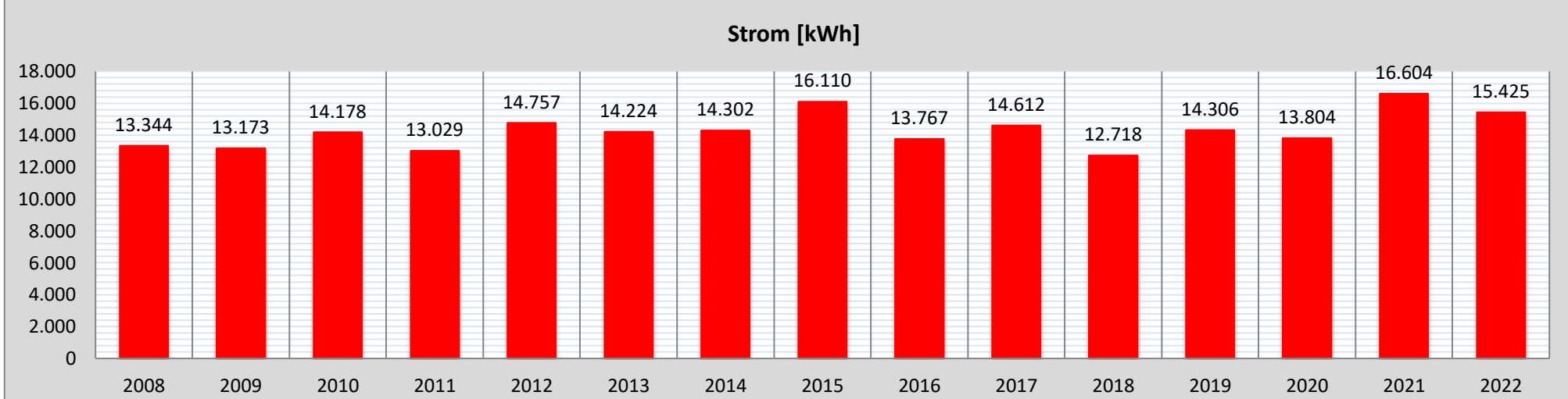
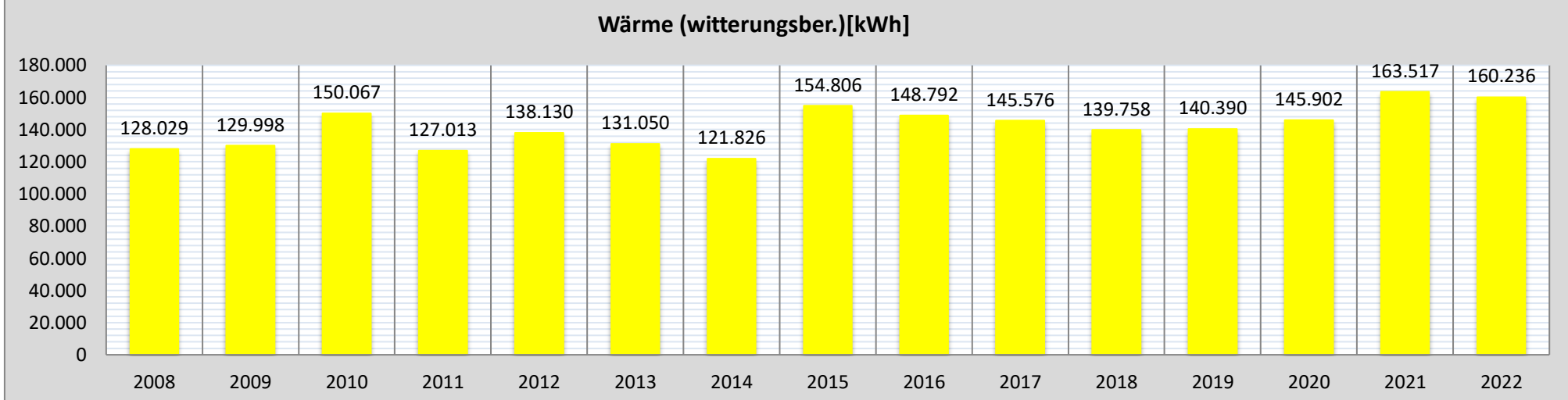


Schuldatenblatt

Energieverbrauch und -kosten



| | | | |
|---------------|------------------------------|-----------|------|
| Schule | Dilsbachschule | Schul-Nr. | 19-3 |
| Straße, Nr. | Pestalozzistraße 7 | | |
| Stadt | 64354 Reinheim | | |
| Schulform(en) | Grundschule in Sprachbrücken | | |



| Jahr | Verbrauch | | | | | Kosten | | | |
|------|-------------------|-------------------------|----------------|-----------------------------|---------------|----------------|----------------|------------------------------|-----------------|
| | Wärme | | Strom [kWh] | Wasser/ Abwasser [m³] | Abfall [l] | Wärme [EUR] | Strom [EUR] | Wasser/ Abwasser [EUR] | Abfall [EUR] |
| | gemessen [kWh] | witterungsber. [kWh] | | | | | | | |
| 2008 | 107.850 | 128.029 | 13.344 | 81 | 8.880 | 7.270 | 2.828 | 415 | 939 |
| 2009 | 107.330 | 129.998 | 13.173 | 74 | 8.880 | 8.047 | 2.852 | 383 | 918 |
| 2010 | 146.980 | 150.067 | 14.178 | 76 | 6.480 | 8.609 | 2.610 | 391 | 1.047 |
| 2011 | 97.770 | 127.013 | 13.029 | 66 | 6.480 | 7.442 | 2.889 | 343 | 1.037 |
| 2012 | 120.490 | 138.130 | 14.757 | 73 | 7.440 | 10.641 | 3.373 | 391 | 1.190 |
| 2013 | 120.650 | 131.050 | 14.224 | 64 | 6.480 | 11.031 | 3.576 | 349 | 1.037 |
| 2014 | 90.530 | 121.826 | 14.302 | 64 | 7.680 | 7.953 | 3.550 | 349 | 1.229 |
| 2015 | 125.430 | 154.806 | 16.110 | 93 | 6.000 | 6.302 | 3.826 | 496 | 960 |
| 2016 | 124.460 | 148.792 | 13.767 | 98 | 5.760 | 6.807 | 3.355 | 518 | 864 |
| 2017 | 120.780 | 145.576 | 14.612 | 134 | 5.760 | 6.286 | 3.668 | 696 | 806 |
| 2018 | 104.908 | 139.758 | 12.718 | 309 | 5.760 | 4.639 | 3.165 | 1.578 | 806 |
| 2019 | 111.900 | 140.390 | 14.306 | 282 | 6.960 | 5.509 | 3.709 | 1.442 | 1.038 |
| 2020 | 109.800 | 145.902 | 13.804 | 156 | 8.040 | 4.918 | 3.728 | 726 | 1.266 |
| 2021 | 143.600 | 163.517 | 16.604 | 155 | 7.680 | 7.237 | 4.458 | 729 | 1.229 |
| 2022 | 119.250 | 160.236 | 15.425 | 186 | 8.280 | 5.804 | 3.455 | 871 | 1.402 |