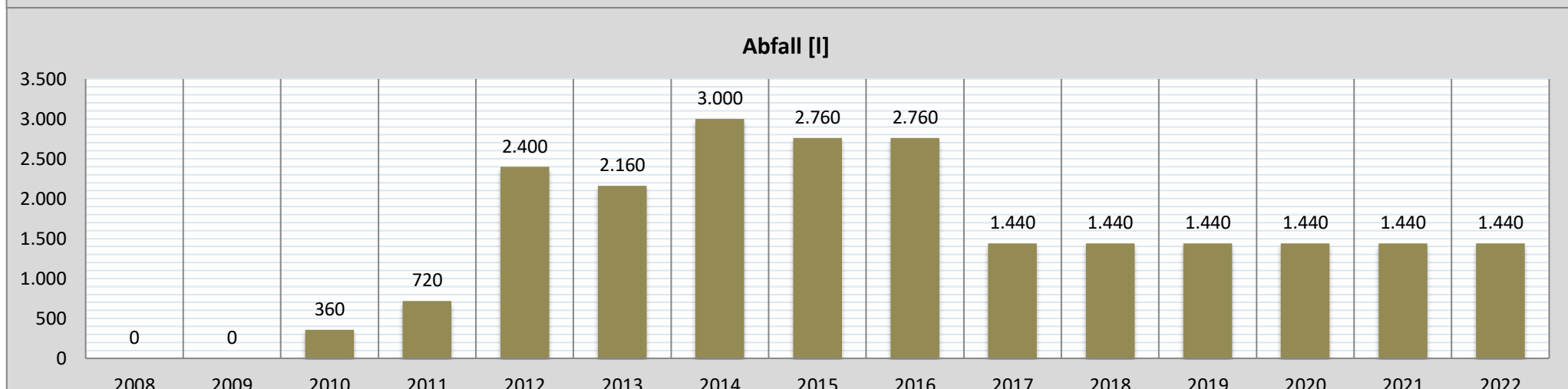
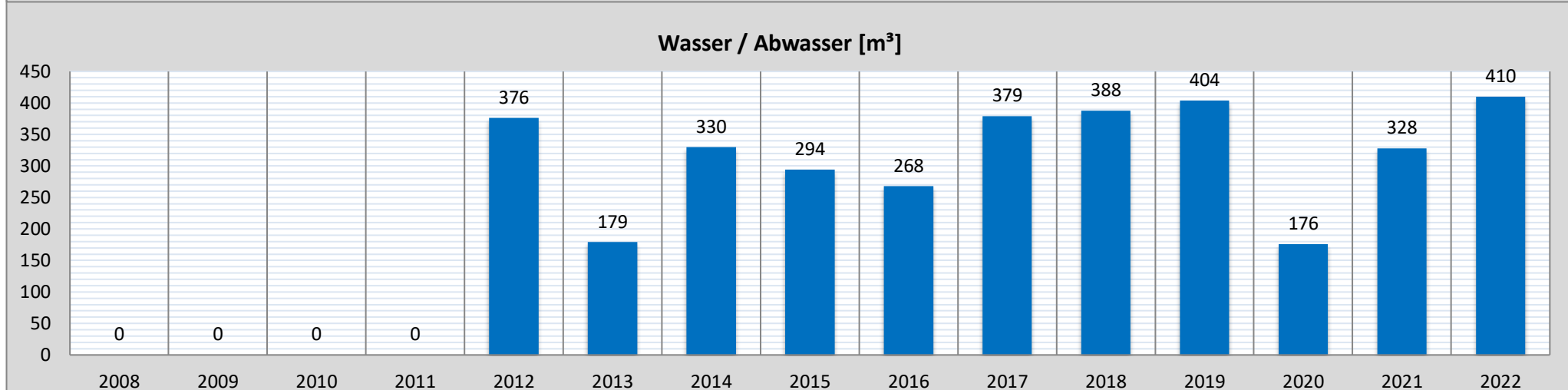
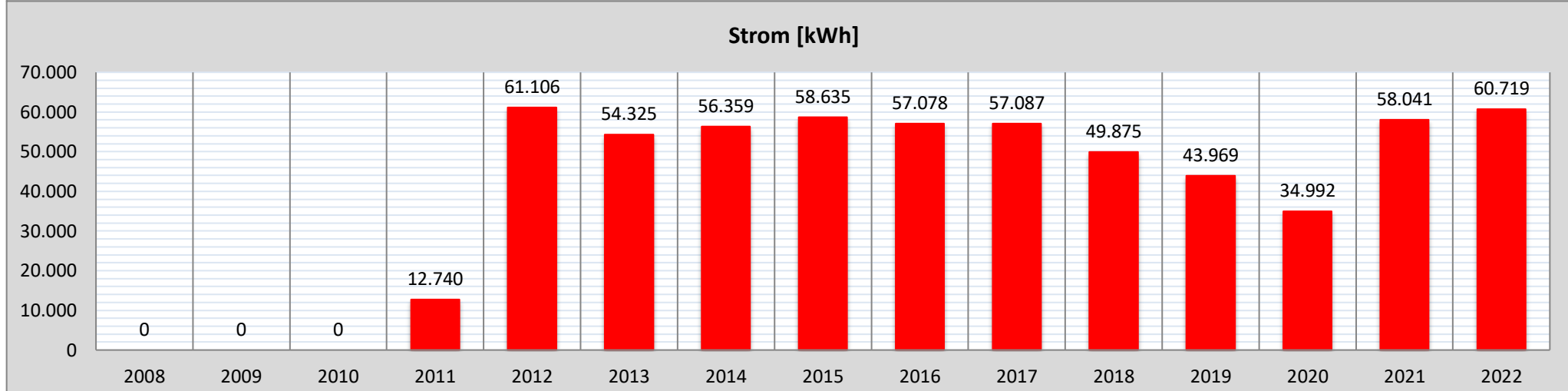
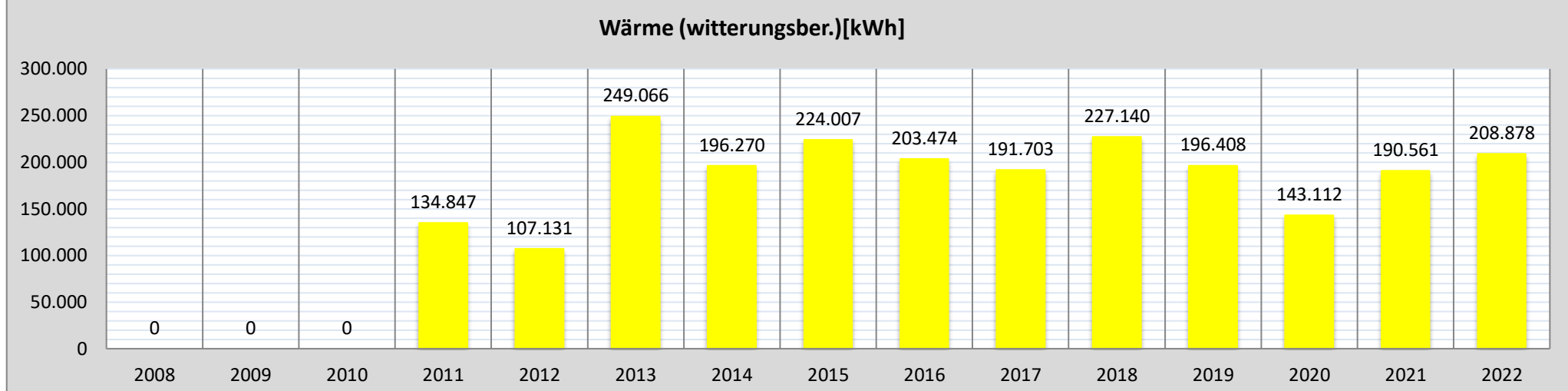


Schuldatenblatt

Energieverbrauch und -kosten



Schule Straße, Nr. Stadt Schulform(en)	Dr.-Kurt-Schumacher-Schule, Sporthalle	Schul-Nr.	19-7
	Freiherr-vom-Stein-Straße 1		
	64354 Reinheim		



Jahr	Verbrauch					Kosten			
	Wärme		Strom [kWh]	Wasser/ Abwasser [m³]	Abfall [l]	Wärme [EUR]	Strom [EUR]	Wasser/ Abwasser [EUR]	Abfall [EUR]
	gemessen [kWh]	witterungsber. [kWh]							
2008	0	0	0	0	0	0	0	0	0
2009	0	0	0	0	0	0	0	0	0
2010	0	0	0	0	360	0	0	0	68
2011	103.800	134.847	12.740	0	720	4.109	815	0	125
2012	93.450	107.131	61.106	376	2.400	4.456	15.702	2.321	384
2013	229.300	249.066	54.325	179	2.160	10.713	13.378	1.299	346
2014	145.850	196.270	56.359	330	3.000	8.331	13.643	2.061	480
2015	181.500	224.007	58.635	294	2.760	5.866	13.462	1.879	442
2016	170.200	203.474	57.078	268	2.760	6.425	13.174	1.748	442
2017	159.050	191.703	57.087	379	1.440	3.768	13.714	2.308	203
2018	170.500	227.140	49.875	388	1.440	7.781	11.723	2.353	202
2019	156.550	196.408	43.969	404	1.440	5.893	10.810	2.434	216
2020	107.700	143.112	34.992	176	1.440	6.166	8.897	1.186	230
2021	167.350	190.561	58.041	328	1.440	6.644	14.758	1.896	230
2022	155.450	208.878	60.719	410	1.440	12.666	12.646	2.271	259