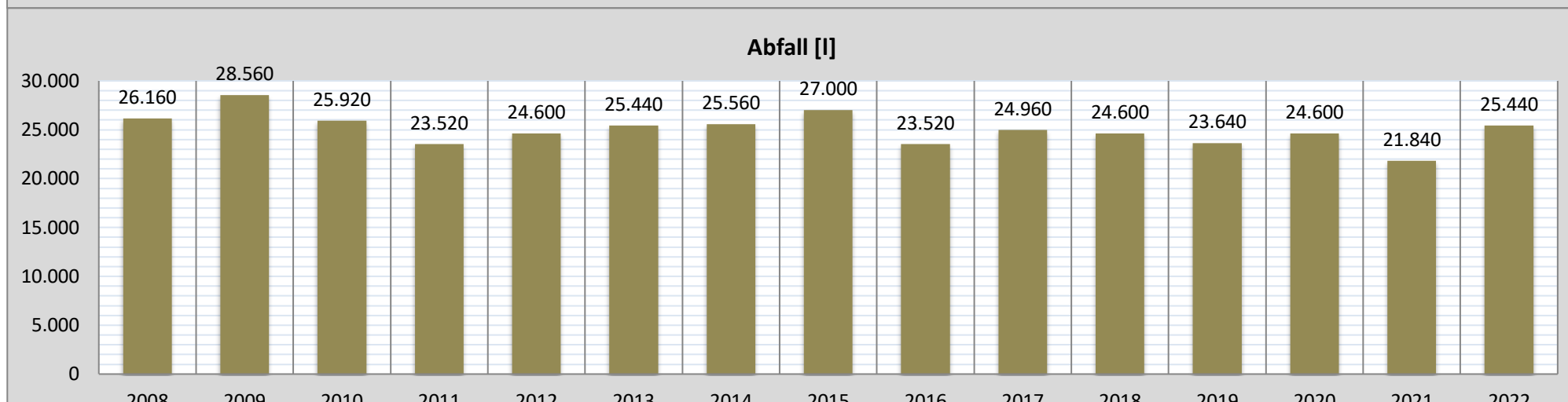
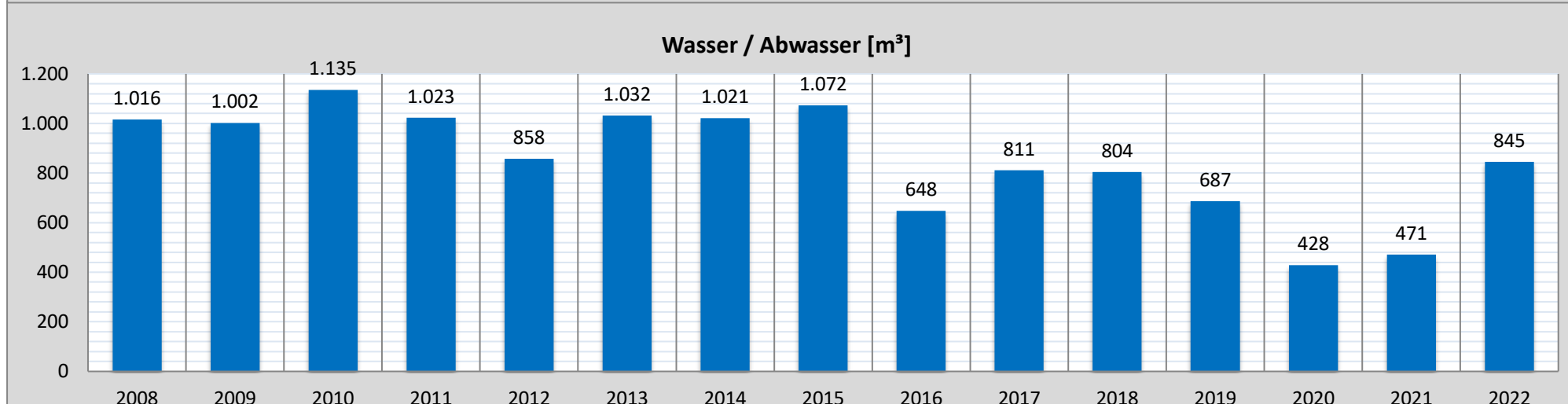
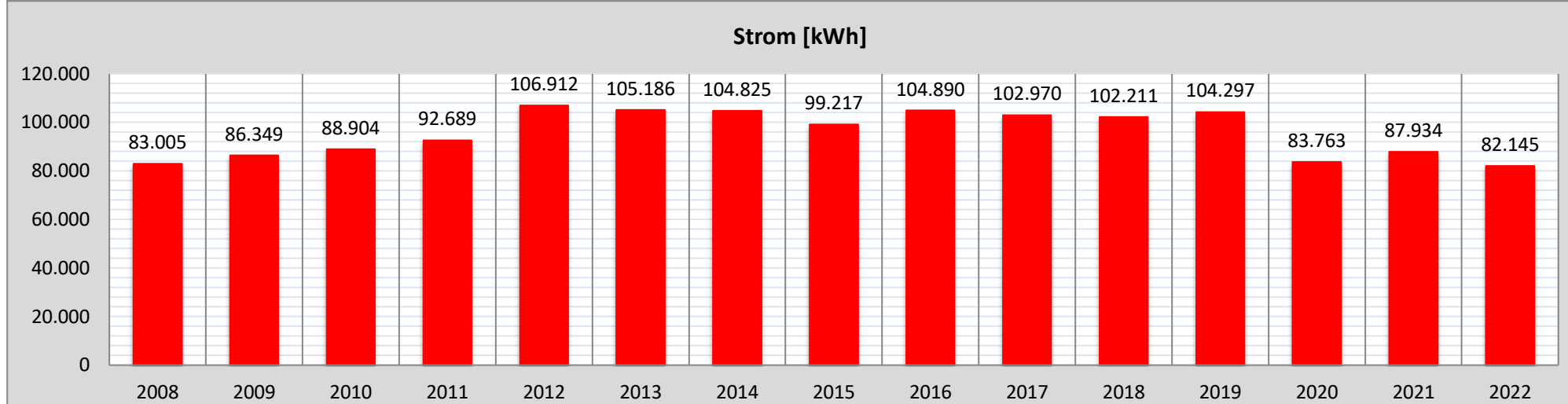
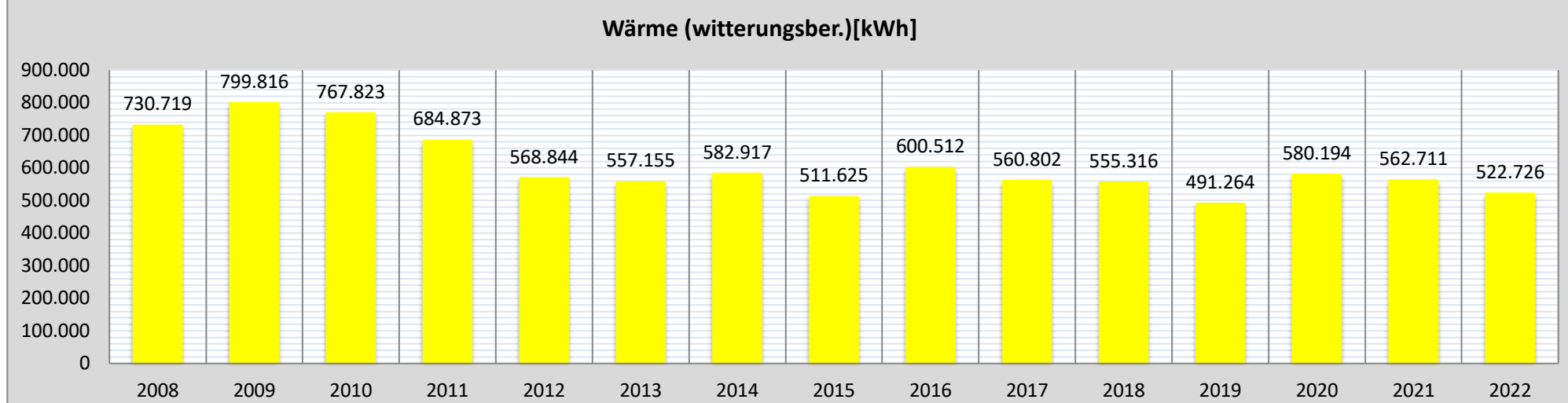


Schuldatenblatt

Energieverbrauch und -kosten



Schule	Wilhelm-Leuschner-Schule	Schul-Nr.	18-2
Straße, Nr.	Christian-Stock-Straße 2		
Stadt	64319 Pfungstadt		
Schulform(en)	Grundschule		



Jahr	Verbrauch					Kosten			
	Wärme		Strom	Wasser/ Abwasser	Abfall	Wärme	Strom	Wasser/ Abwasser	Abfall
	gemessen [kWh]	witterungsber. [kWh]							
2008	615.550	730.719	83.005	1.016	26.160	43.200	11.075	5.202	2.766
2009	660.350	799.816	86.349	1.002	28.560	48.839	13.756	5.160	2.954
2010	752.030	767.823	88.904	1.135	25.920	44.521	11.743	6.184	4.147
2011	527.190	684.873	92.689	1.023	23.520	39.914	15.207	6.315	3.703
2012	496.200	568.844	106.912	858	24.600	45.176	18.046	5.353	3.763
2013	512.940	557.155	105.186	1.032	25.440	48.120	20.321	5.822	3.920
2014	433.170	582.917	104.825	1.021	25.560	38.914	20.881	5.769	3.916
2015	414.540	511.625	99.217	1.072	27.000	20.800	18.828	5.938	4.132
2016	502.310	600.512	104.890	648	23.520	26.961	21.132	5.414	3.433
2017	465.280	560.802	102.970	811	24.960	23.753	21.130	6.370	3.428
2018	416.841	555.316	102.211	804	24.600	17.893	20.983	6.342	3.494
2019	391.570	491.264	104.297	687	23.640	18.845	22.694	4.953	3.534
2020	436.630	580.194	83.763	428	24.600	18.899	19.421	3.968	3.916
2021	494.170	562.711	87.934	471	21.840	24.375	20.580	4.324	3.454
2022	389.020	522.726	82.145	845	25.440	18.350	16.767	6.311	4.410

Maßnahmen (Jahr der Fertigstellung)

2010	Energetische Sanierung
------	------------------------