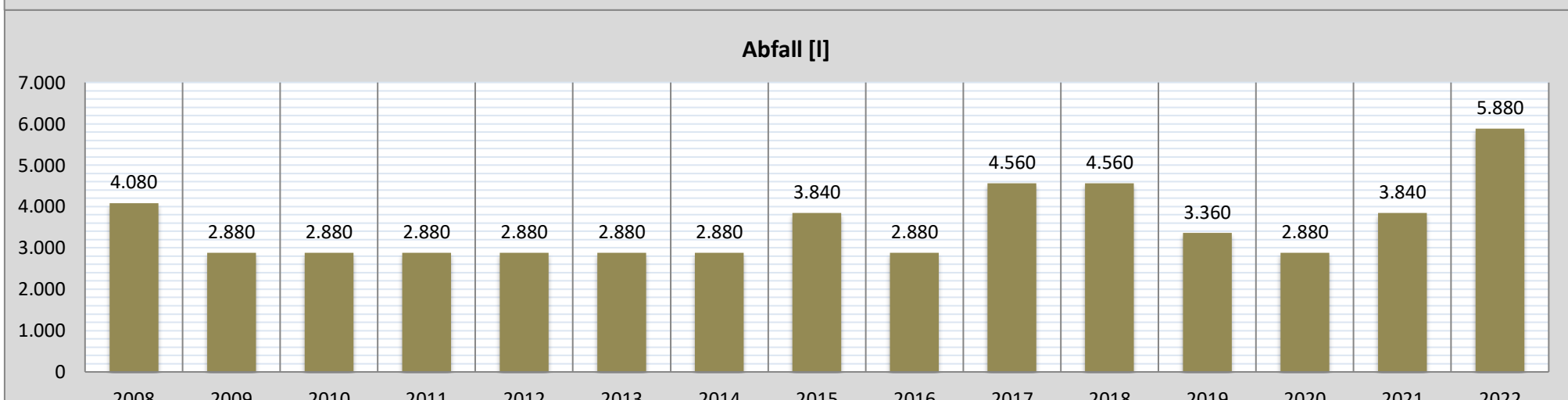
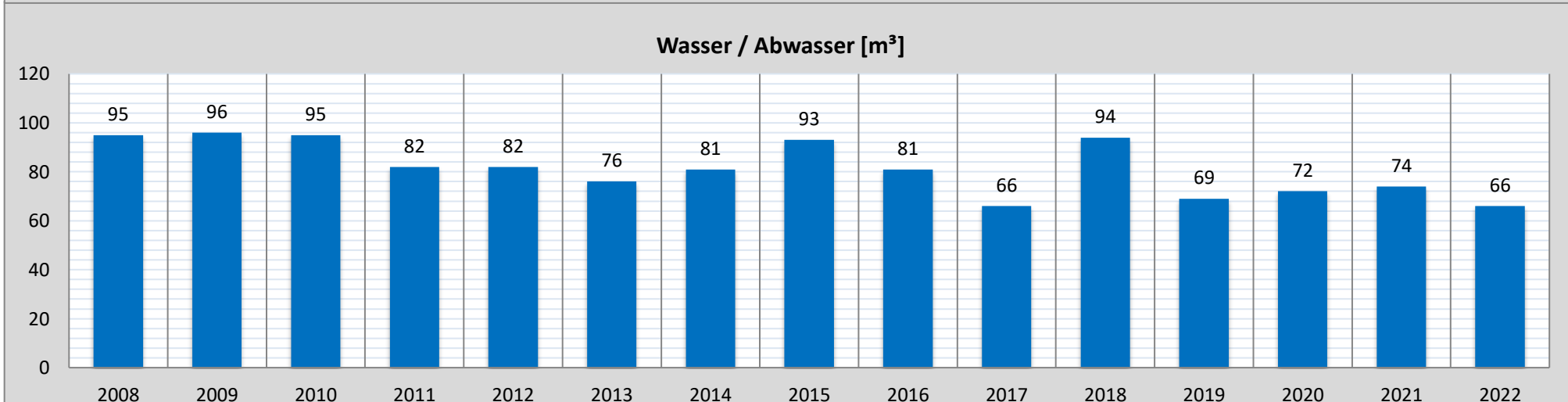
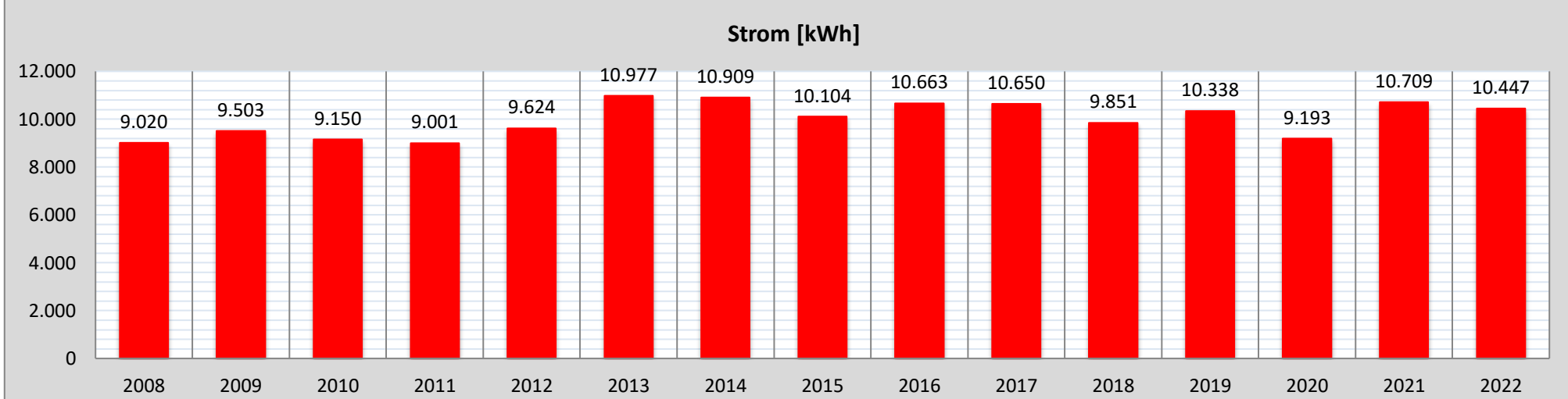
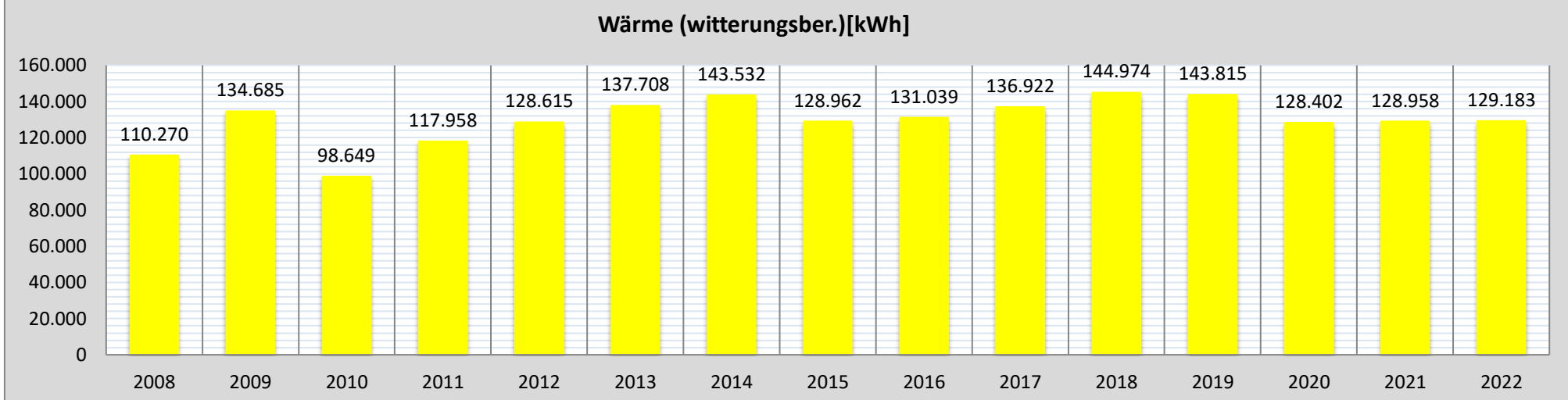


Schuldatenblatt

Energieverbrauch und -kosten



Schule	Geißbergschule	Schul-Nr.	11-3
Straße, Nr.	Geißberg 16		
Stadt	64846 Groß-Zimmern		
Schulform(en)	Grundschule		



Jahr	Verbrauch					Kosten			
	Wärme		Strom [kWh]	Wasser/ Abwasser [m³]	Abfall [l]	Wärme [EUR]	Strom [EUR]	Wasser/ Abwasser [EUR]	Abfall [EUR]
	gemessen [kWh]	witterungsber. [kWh]							
2008	92.890	110.270	9.020	95	4.080	6.469	1.884	568	431
2009	111.200	134.685	9.503	96	2.880	7.969	2.027	553	298
2010	96.620	98.649	9.150	95	2.880	5.954	1.666	459	461
2011	90.800	117.958	9.001	82	2.880	6.815	1.979	408	471
2012	112.190	128.615	9.624	82	2.880	9.969	2.186	408	461
2013	126.780	137.708	10.977	76	2.880	11.643	2.737	398	461
2014	106.660	143.532	10.909	81	2.880	9.356	2.681	421	461
2015	104.490	128.962	10.104	93	3.840	5.246	2.381	470	614
2016	109.610	131.039	10.663	81	2.880	6.012	2.536	438	432
2017	113.600	136.922	10.650	66	4.560	5.911	2.632	376	638
2018	108.823	144.974	9.851	94	4.560	4.779	2.396	510	682
2019	114.630	143.815	10.338	69	3.360	5.618	2.628	427	504
2020	96.630	128.402	9.193	72	2.880	4.364	2.437	435	461
2021	113.250	128.958	10.709	74	3.840	5.777	2.834	449	614
2022	96.140	129.183	10.447	66	5.880	4.732	2.290	431	995