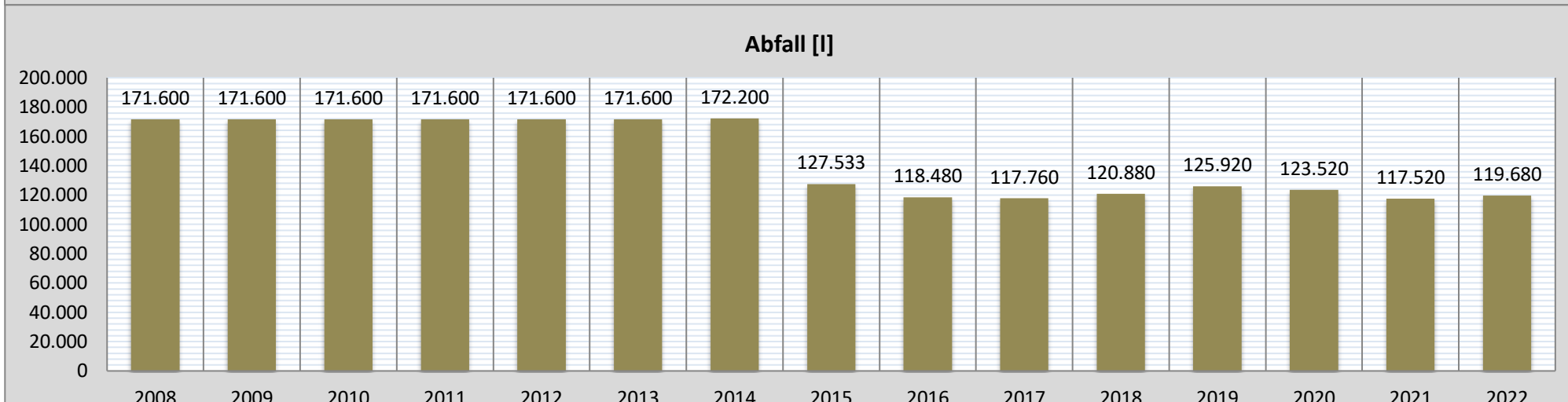
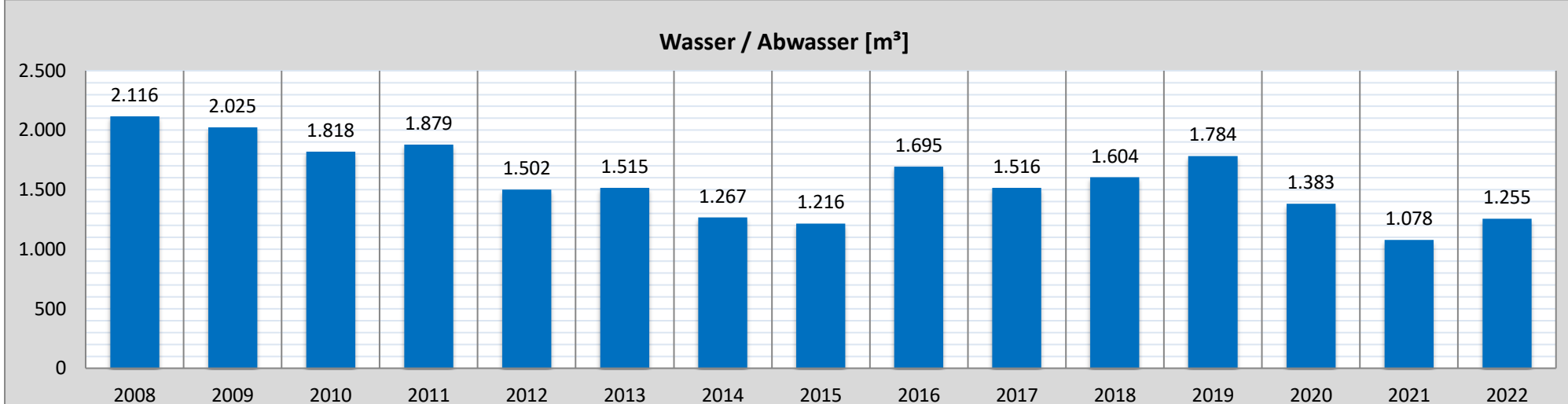
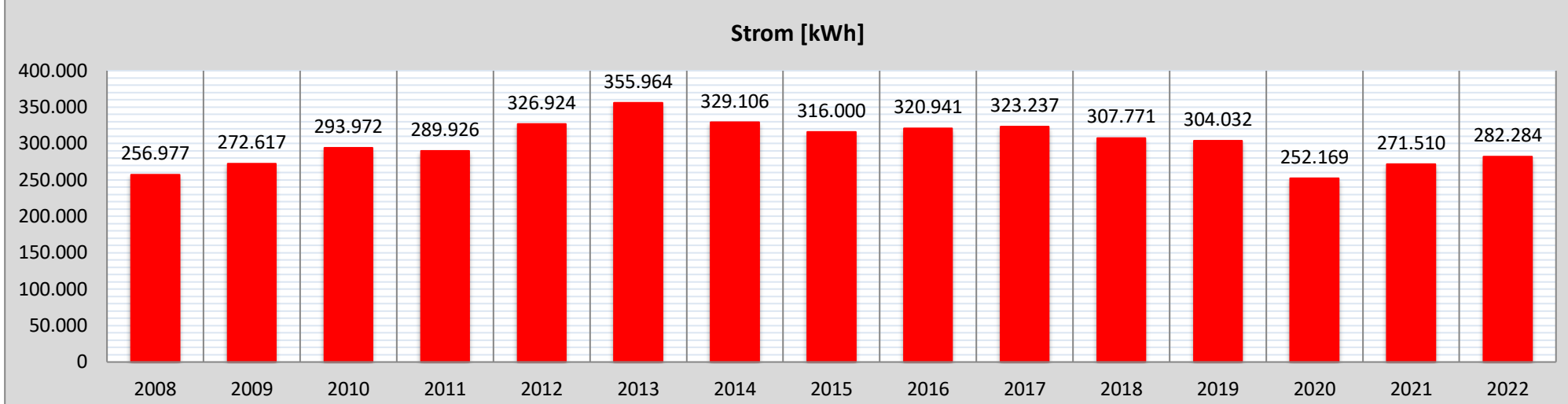
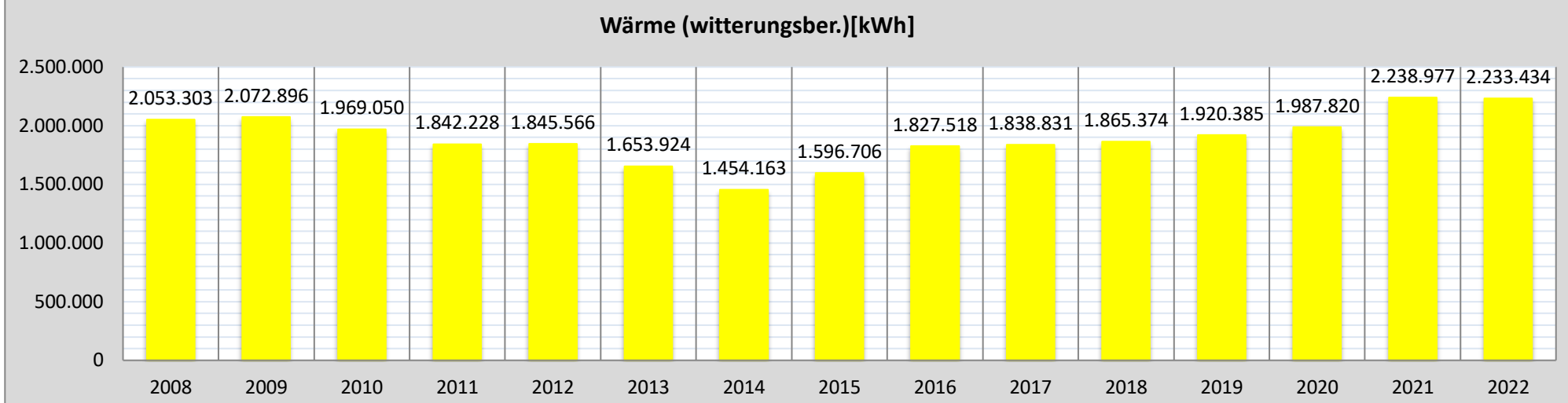


Schuldatenblatt

Energieverbrauch und -kosten



Schule	Albert-Einstein-Schule	Schul-Nr.	9-2
Straße, Nr.	Hügelstraße 20		
Stadt	64401 Groß-Bieberau		
Schulform(en)	Schulformbezogene Gesamtschule		



Jahr	Verbrauch					Kosten			
	Wärme		Strom [kWh]	Wasser/ Abwasser [m³]	Abfall [l]	Wärme [EUR]	Strom [EUR]	Wasser/ Abwasser [EUR]	Abfall [EUR]
	gemessen [kWh]	witterungsber. [kWh]							
2008	1.729.680	2.053.303	256.977	2.116	171.600	129.096	31.430	9.226	18.144
2009	1.711.440	2.072.896	272.617	2.025	171.600	121.613	41.889	9.295	17.749
2010	1.928.550	1.969.050	293.972	1.818	171.600	121.280	36.786	8.392	15.358
2011	1.418.080	1.842.228	289.926	1.879	171.600	117.783	46.662	8.637	15.358
2012	1.609.880	1.845.566	326.924	1.502	171.600	129.713	53.844	6.938	15.358
2013	1.522.670	1.653.924	355.964	1.515	171.600	146.709	66.725	7.641	15.358
2014	1.080.600	1.454.163	329.106	1.267	172.200	102.014	64.982	5.907	15.416
2015	1.293.717	1.596.706	316.000	1.216	127.533	73.282	58.031	5.081	11.102
2016	1.528.664	1.827.518	320.941	1.695	118.480	88.306	63.205	7.065	9.880
2017	1.525.621	1.838.831	323.237	1.516	117.760	82.841	66.075	6.332	7.405
2018	1.400.221	1.865.374	307.771	1.604	120.880	65.273	62.107	6.699	7.786
2019	1.530.621	1.920.385	304.032	1.784	125.920	78.011	65.251	7.989	8.812
2020	1.495.951	1.987.820	252.169	1.383	123.520	70.640	58.306	6.204	9.093
2021	1.966.257	2.238.977	271.510	1.078	117.520	102.441	63.722	4.843	8.488
2022	1.662.153	2.233.434	282.284	1.255	119.680	85.142	58.878	5.636	9.069

Maßnahmen (Jahr der Fertigstellung)

2012	Anbau Mensa
2014	Fenstererneuerung im Ostgebäude