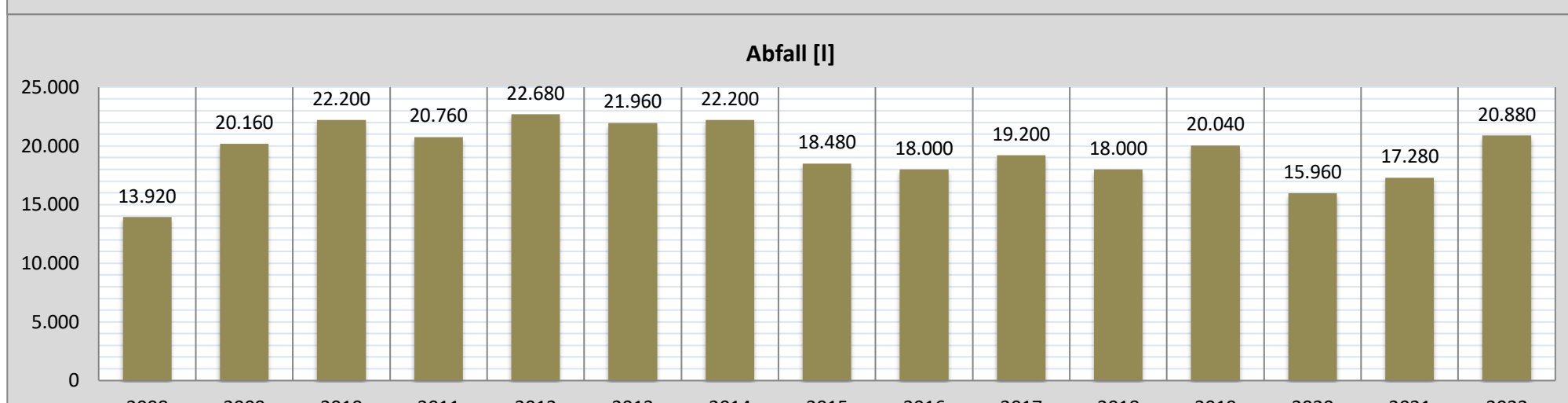
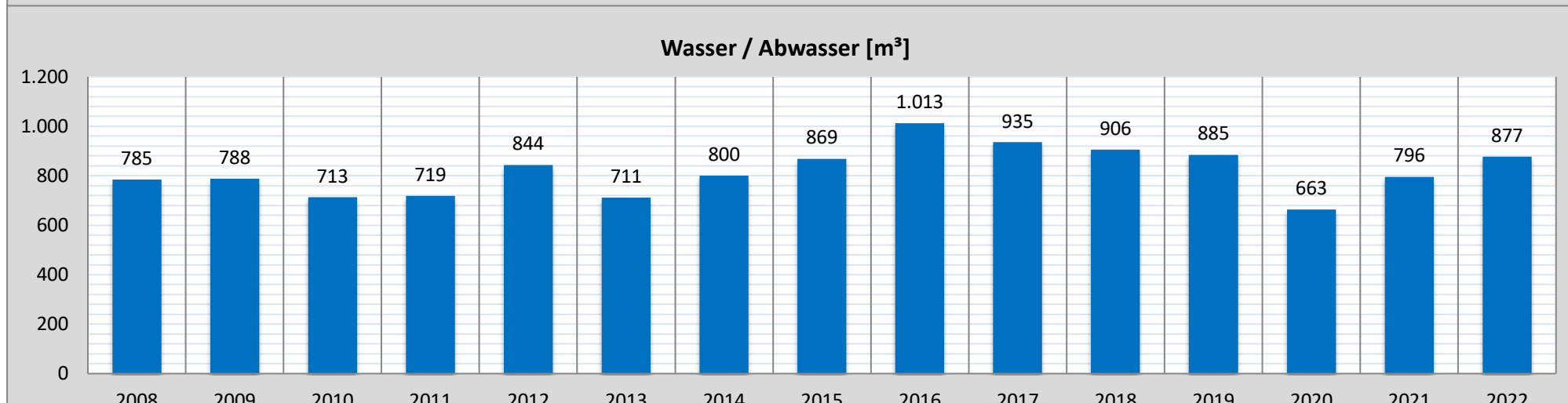
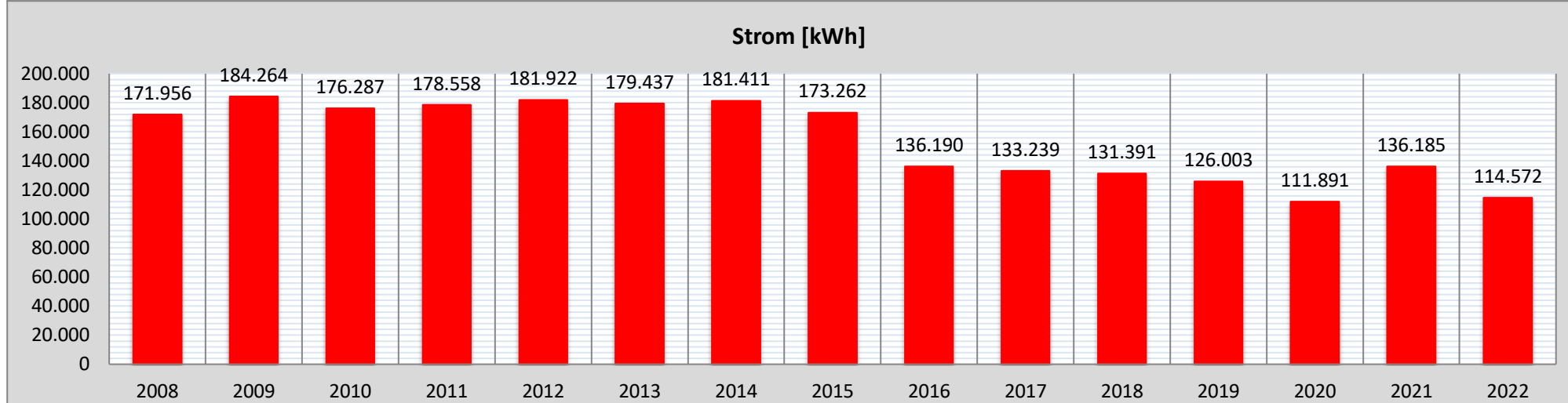
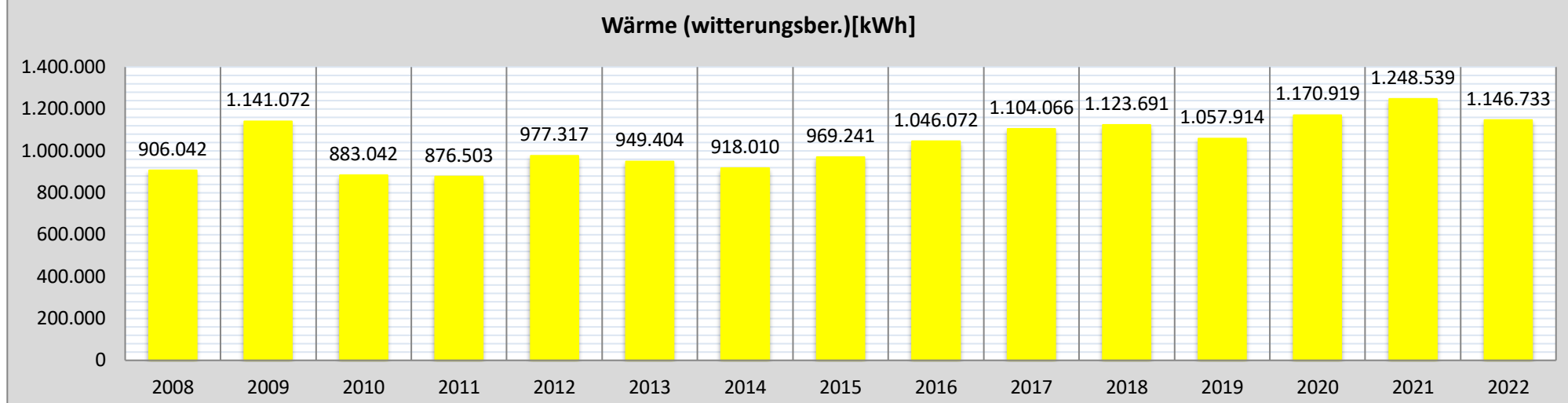


# Schuldatenblatt

## Energieverbrauch und -kosten



Schule	Schule am Pfaffenberg	Schul-Nr.	14-4
Straße, Nr.	Am Steinbruch 2		
Stadt	64367 Mühlthal		
Schulform(en)	Grundschule in Nieder-Ramstadt		



Jahr	Verbrauch					Kosten			
	Wärme		Strom [kWh]	Wasser/ Abwasser [m³]	Abfall [l]	Wärme [EUR]	Strom [EUR]	Wasser/ Abwasser [EUR]	Abfall [EUR]
	gemessen [kWh]	witterungsber. [kWh]							
2008	763.240	906.042	171.956	785	13.920	55.639	22.200	3.972	1.472
2009	942.100	1.141.072	184.264	788	20.160	71.113	29.333	4.011	2.085
2010	864.880	883.042	176.287	713	22.200	54.602	23.245	4.026	3.394
2011	674.700	876.503	178.558	719	20.760	59.485	29.479	4.055	3.148
2012	852.510	977.317	181.922	844	22.680	79.245	30.825	4.812	3.425
2013	874.060	949.404	179.437	711	21.960	85.504	33.928	4.130	3.340
2014	682.180	918.010	181.411	800	22.200	63.249	36.585	4.586	3.364
2015	785.319	969.241	173.262	869	18.480	42.216	32.934	4.940	2.756
2016	875.008	1.046.072	136.190	1.013	18.000	47.844	28.013	5.678	2.605
2017	916.009	1.104.066	133.239	935	19.200	48.739	28.023	5.278	2.627
2018	843.485	1.123.691	131.391	906	18.000	37.401	27.743	5.129	2.494
2019	843.228	1.057.914	126.003	885	20.040	42.452	28.248	5.022	2.998
2020	881.186	1.170.919	111.891	663	15.960	39.435	27.585	3.842	2.535
2021	1.096.460	1.248.539	136.185	796	17.280	62.759	32.839	4.753	2.706
2022	853.414	1.146.733	114.572	877	20.880	41.577	24.673	5.187	3.564

**Maßnahmen (Jahr der Fertigstellung)**

2015	Sanierung der Beleuchtung in der Sporthalle
------	---