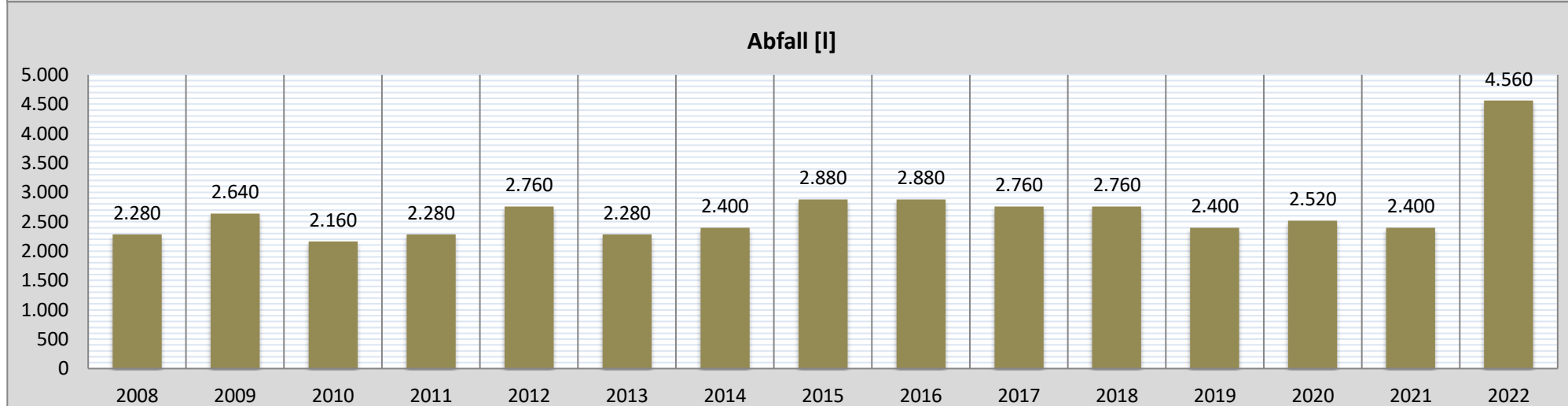
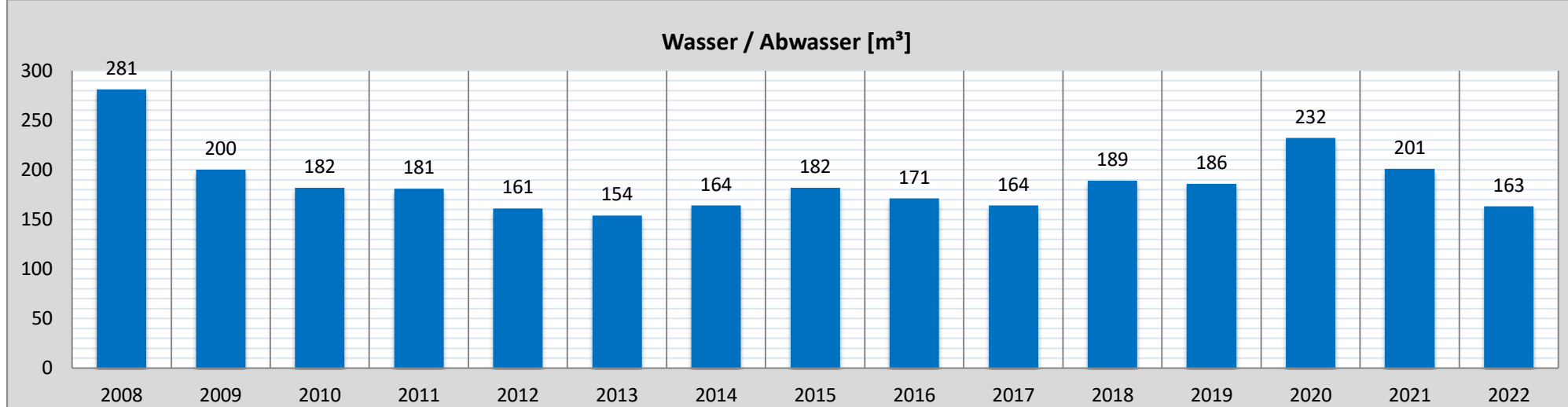
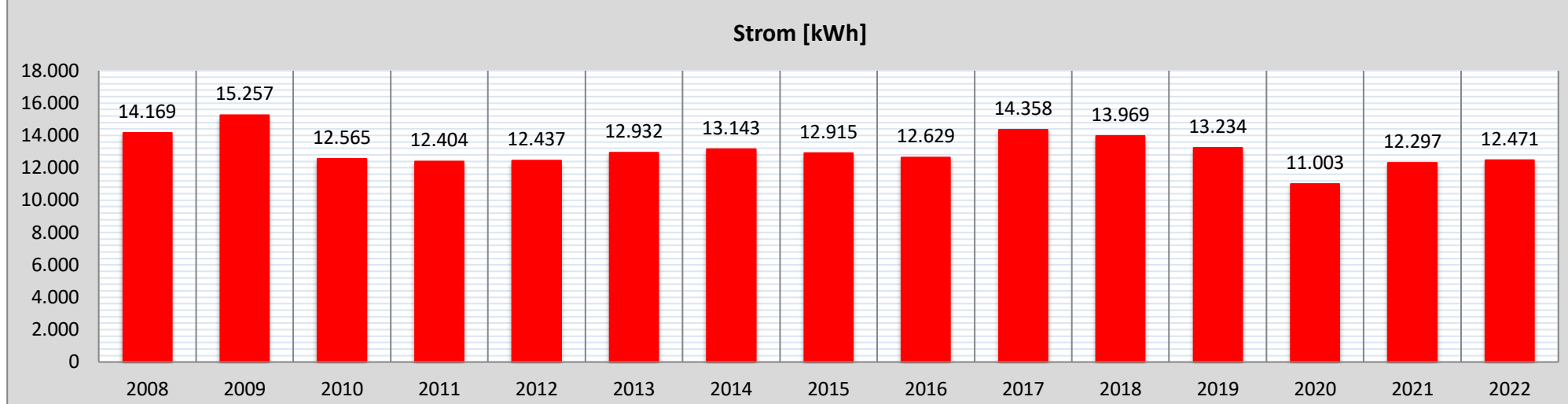
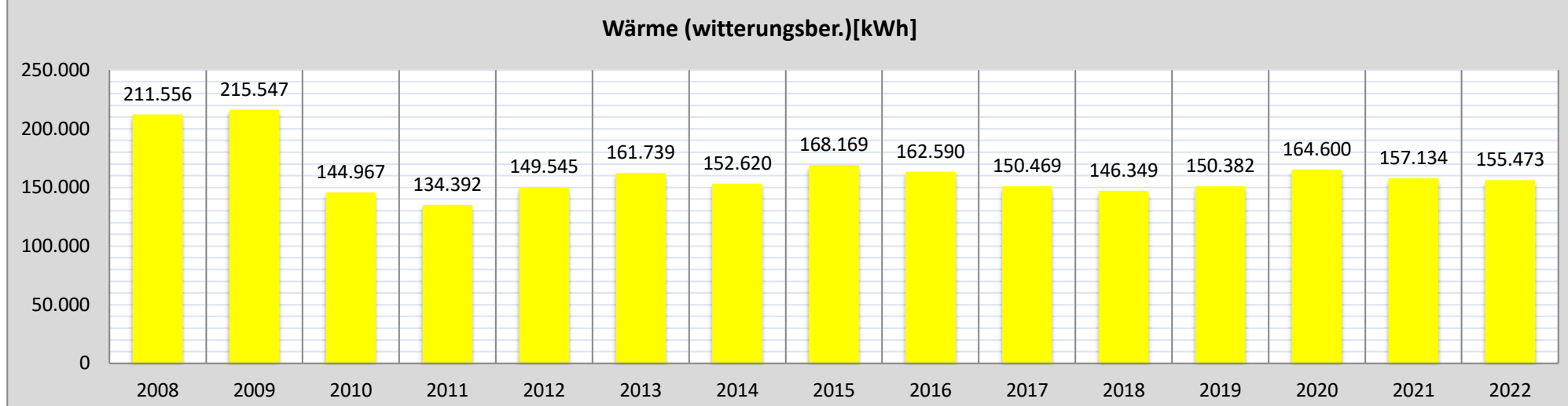


# Schuldatenblatt

## Energieverbrauch und -kosten



Schule	Heuneburgschule	Schul-Nr.	7-1
Straße, Nr.	Darmstädter Straße 8		
Stadt	64405 Fischbachtal		
Schulform(en)	Grundschule		



Jahr	Verbrauch					Kosten			
	Wärme		Strom [kWh]	Wasser/ Abwasser [m³]	Abfall [l]	Wärme [EUR]	Strom [EUR]	Wasser/ Abwasser [EUR]	Abfall [EUR]
	gemessen [kWh]	witterungsber. [kWh]							
2008	178.212	211.556	14.169	281	2.280	15.057	2.915	1.492	241
2009	177.962	215.547	15.257	200	2.640	8.794	3.214	1.088	273
2010	141.985	144.967	12.565	182	2.160	8.938	2.263	994	346
2011	103.450	134.392	12.404	181	2.280	7.838	2.713	989	365
2012	130.448	149.545	12.437	161	2.760	13.430	2.812	886	442
2013	148.903	161.739	12.932	154	2.280	8.308	3.217	753	365
2014	113.413	152.620	13.143	164	2.400	11.527	3.220	796	384
2015	136.258	168.169	12.915	182	2.880	15.422	3.023	874	461
2016	136.002	162.590	12.629	171	2.880	5.964	2.993	871	432
2017	124.840	150.469	14.358	164	2.760	8.388	3.517	839	386
2018	109.855	146.349	13.969	189	2.760	10.086	3.356	953	403
2019	119.860	150.382	13.234	186	2.400	7.215	3.333	886	360
2020	123.871	164.600	11.003	232	2.520	4.240	2.890	1.186	403
2021	137.994	157.134	12.297	201	2.400	7.359	3.324	1.079	384
2022	115.705	155.473	12.471	163	4.560	12.942	2.712	893	833

**Maßnahmen (Jahr der Fertigstellung)**

2009	Fenster- und Fassadensanierung
------	--------------------------------