

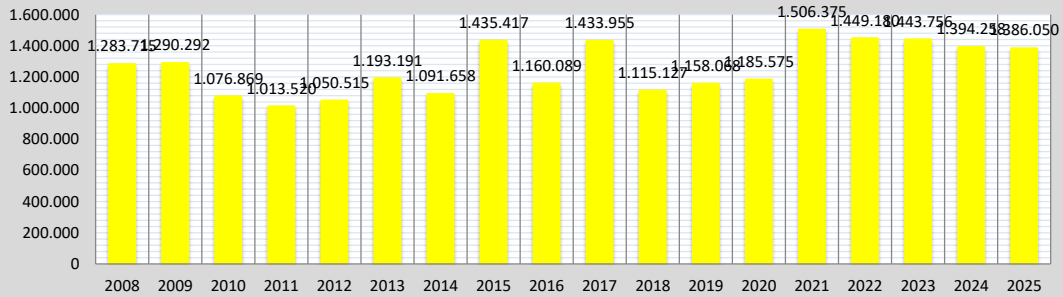
Schuldatenblatt

Energieverbrauch und -kosten

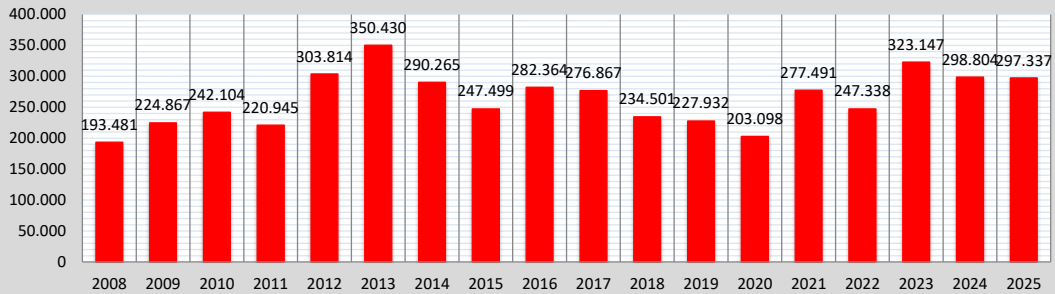


Schule	Melibokusschule	Schul-Nr.	1-2
Straße, Nr.	Bahnhofstraße 43		
Stadt	64665 Alsbach-Hähnlein		
Schulform(en)	Kooperative Gesamtschule (Sek. I)		

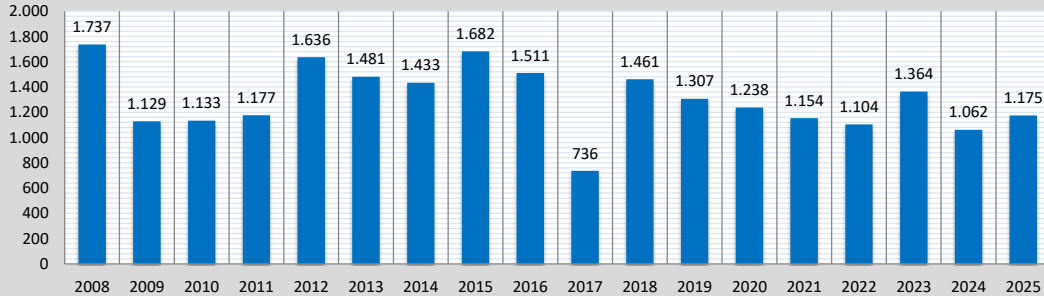
Wärme (witterungsber.) [kWh]



Strom [kWh]



Wasser / Abwasser [m³]



Jahr	Verbrauch				Kosten		
	Wärme		Strom [kWh]	Wasser/ Abwasser [m³]	Wärme [EUR]	Strom [EUR]	Wasser/ Abwasser [EUR]
	gemessen [kWh]	witterungsber. [kWh]					
2008	1.081.387	1.283.715	193.481	1.737	60.753	28.647	5.923
2009	1.065.301	1.290.292	224.867	1.129	65.379	40.878	3.895
2010	1.054.720	1.076.869	242.104	1.133	54.555	45.002	3.711
2011	780.171	1.013.520	220.945	1.177	51.142	36.918	3.760
2012	916.360	1.050.515	303.814	1.636	59.551	50.813	4.048
2013	1.098.501	1.193.191	350.430	1.481	69.798	67.895	3.538
2014	811.220	1.091.658	290.265	1.433	53.535	57.660	7.049
2015	1.163.034	1.435.417	247.499	1.682	58.681	45.817	7.011
2016	970.379	1.160.089	282.364	1.511	49.945	54.764	4.267
2017	1.189.708	1.433.955	276.867	736	60.985	55.133	2.579
2018	837.057	1.115.127	234.501	1.461	38.528	45.738	4.769
2019	923.025	1.158.068	227.932	1.307	47.393	47.617	4.304
2020	892.214	1.185.575	203.098	1.238	39.908	45.589	4.697
2021	1.322.890	1.506.375	277.491	1.154	64.503	59.883	4.627
2022	1.078.500	1.449.180	247.338	1.104	51.029	46.606	4.573
2023	1.028.463	1.443.756	323.147	1.364	143.090	116.458	6.128
2024	1.016.742	1.394.258	298.804	1.062	104.122	91.194	5.531
2025	1.091.206	1.386.050	297.337	1.175	98.436	78.739	6.033

Maßnahmen (Jahr der Fertigstellung)

2011 Sanierung des Schulgebäudes