

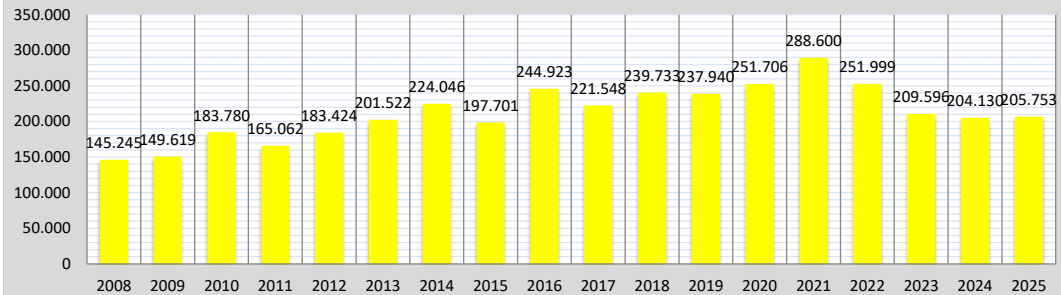
# Schuldatenblatt

## Energieverbrauch und -kosten

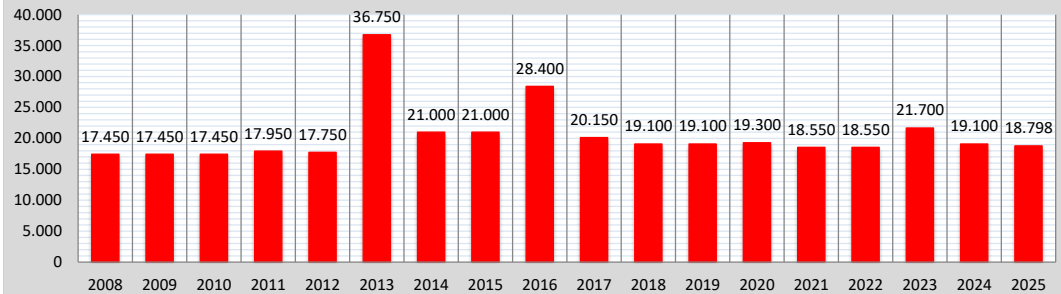


|               |  |           |     |
|---------------|--|-----------|-----|
| Schule        | Schule am Hinkelstein                          | Schul-Nr. | 1-3 |
| Straße, Nr.   | Benno-Elkan-Allee 3 (ehemals Bahnhofstraße 45) |           |     |
| Stadt         | 64665 Alsbach-Hähnlein                         |           |     |
| Schulform(en) | Grundschule                                    |           |     |

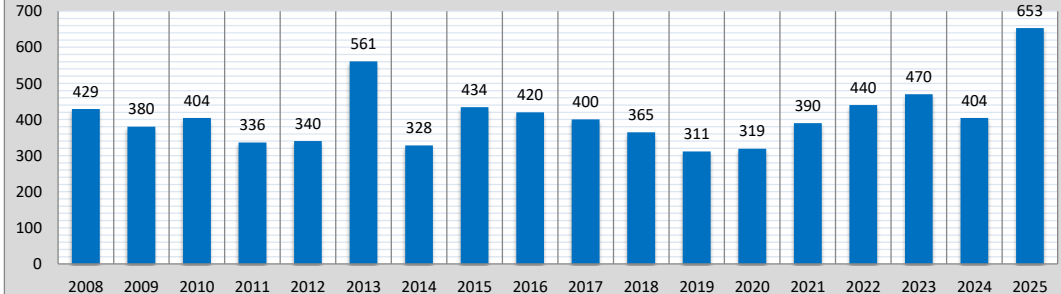
Wärme (witterungsber.)(kWh)



Strom [kWh]



Wasser / Abwasser [m³]



| Jahr | Verbrauch         |                         |                |                             | Kosten         |                |                              |
|------|-------------------|-------------------------|----------------|-----------------------------|----------------|----------------|------------------------------|
|      | Wärme             |                         | Strom<br>[kWh] | Wasser/<br>Abwasser<br>[m³] | Wärme<br>[EUR] | Strom<br>[EUR] | Wasser/<br>Abwasser<br>[EUR] |
|      | gemessen<br>[kWh] | witterungsber.<br>[kWh] |                |                             |                |                |                              |
| 2008 | 122.353           | 145.245                 | 17.450         | 429                         | 6.874          | 3.055          | 1.463                        |
| 2009 | 123.529           | 149.619                 | 17.450         | 380                         | 7.581          | 3.264          | 1.311                        |
| 2010 | 180.000           | 183.780                 | 17.450         | 404                         | 9.310          | 3.528          | 1.323                        |
| 2011 | 127.059           | 165.062                 | 17.950         | 336                         | 8.329          | 3.813          | 1.073                        |
| 2012 | 160.000           | 183.424                 | 17.750         | 340                         | 10.398         | 3.877          | 841                          |
| 2013 | 185.529           | 201.522                 | 36.750         | 561                         | 11.788         | 9.098          | 1.340                        |
| 2014 | 166.490           | 224.046                 | 21.000         | 328                         | 10.987         | 5.137          | 1.613                        |
| 2015 | 160.186           | 197.701                 | 21.000         | 434                         | 8.082          | 4.878          | 1.809                        |
| 2016 | 204.871           | 244.923                 | 28.400         | 420                         | 10.545         | 6.848          | 1.186                        |
| 2017 | 183.812           | 221.548                 | 20.150         | 400                         | 9.422          | 4.951          | 1.402                        |
| 2018 | 179.953           | 239.733                 | 19.100         | 365                         | 8.283          | 4.580          | 1.191                        |
| 2019 | 189.647           | 237.940                 | 19.100         | 311                         | 9.738          | 4.828          | 1.026                        |
| 2020 | 189.424           | 251.706                 | 19.300         | 319                         | 8.473          | 5.079          | 1.211                        |
| 2021 | 253.447           | 288.600                 | 18.550         | 390                         | 12.358         | 4.900          | 1.564                        |
| 2022 | 187.541           | 251.999                 | 18.550         | 440                         | 8.873          | 3.910          | 1.823                        |
| 2023 | 149.306           | 209.596                 | 21.700         | 470                         | 20.773         | 9.540          | 2.112                        |
| 2024 | 148.859           | 204.130                 | 19.100         | 404                         | 15.244         | 452            | 2.105                        |
| 2025 | 161.985           | 205.753                 | 18.798         | 653                         | 14.612         | 5.613          | 3.354                        |

Maßnahmen (Jahr der Fertigstellung)

2008 - 2014

Teilweise nur Schätzwerte Strom aufgrund von defekten Zählern