

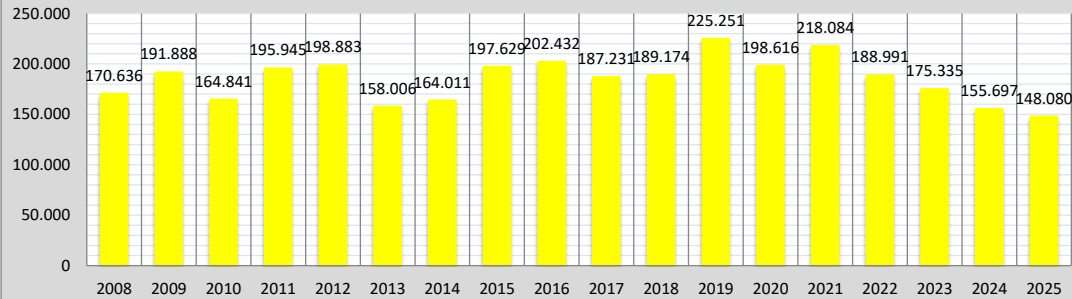
Schuldatenblatt

Energieverbrauch und -kosten

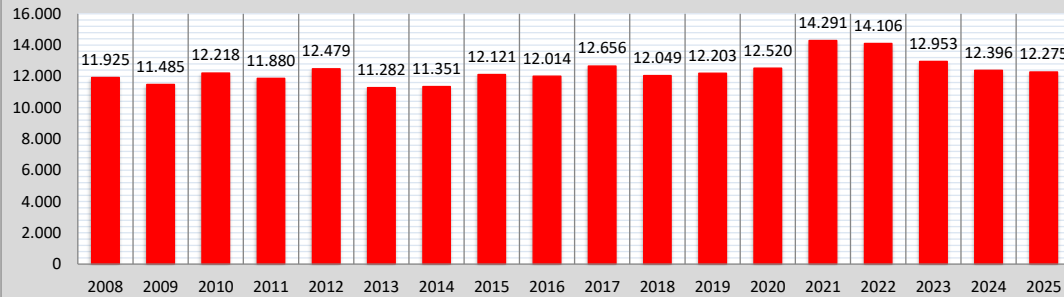


Schule	Ludwig-Glock-Schule	Schul-Nr.	12-1
Straße, Nr.	Seegartenstraße 18		
Stadt	64409 Messel		
Schulform(en)	Grundschule		

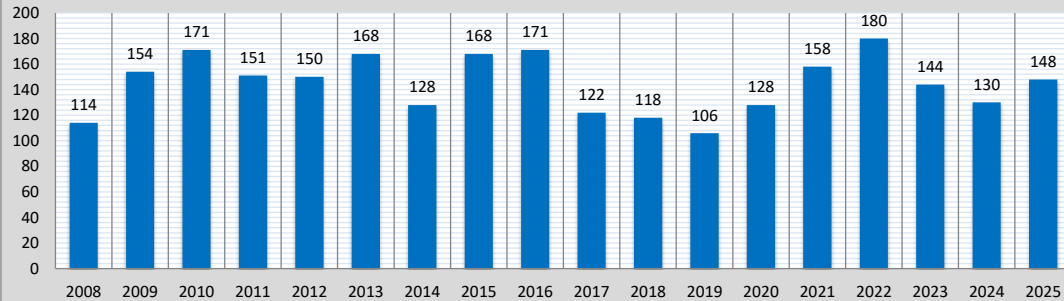
Wärme (witterungsber.) [kWh]



Strom [kWh]



Wasser / Abwasser [m³]



Jahr	Verbrauch				Kosten		
	Wärme		Strom	Wasser/ Abwasser	Wärme	Strom	Wasser/ Abwasser
	gemessen [kWh]	witterungsber. [kWh]					
2008	143.742	170.636	11.925	114	12.924	2.466	604
2009	158.428	191.888	11.485	154	16.181	2.436	798
2010	161.451	164.841	12.218	171	10.494	2.202	880
2011	150.831	195.945	11.880	151	12.581	2.599	783
2012	173.485	198.883	12.479	150	17.358	2.822	779
2013	145.467	158.006	11.282	168	12.539	2.812	773
2014	121.878	164.011	11.351	128	11.524	2.343	772
2015	160.127	197.629	12.121	168	9.910	2.388	949
2016	169.328	202.432	12.014	171	9.321	2.853	305
2017	155.340	187.231	12.656	122	8.024	3.111	726
2018	142.001	189.174	12.049	118	6.206	2.908	708
2019	179.540	225.251	12.203	106	8.611	3.084	733
2020	149.470	198.616	12.520	128	6.605	3.272	911
2021	191.520	218.084	14.291	158	9.547	3.739	1.076
2022	140.650	188.991	14.106	180	6.704	3.045	1.192
2023	124.900	175.335	12.953	144	15.683	5.494	1.127
2024	113.540	155.697	12.396	130	12.294	4.360	1.075
2025	116.580	148.080	12.275	148	11.616	3.831	1.296