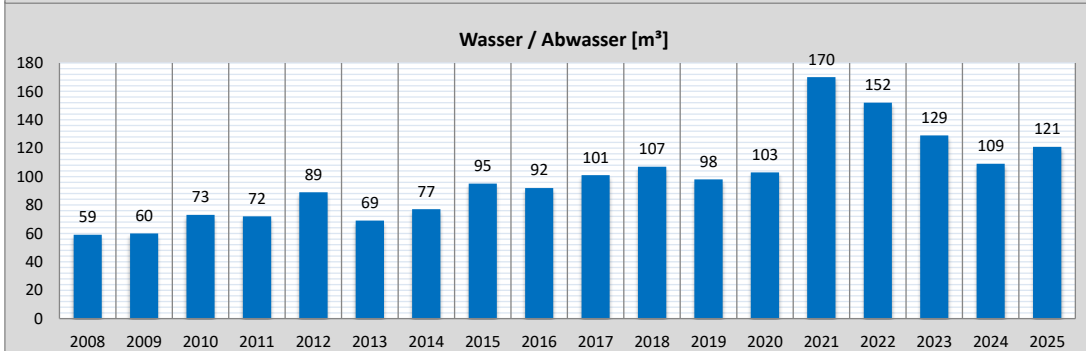
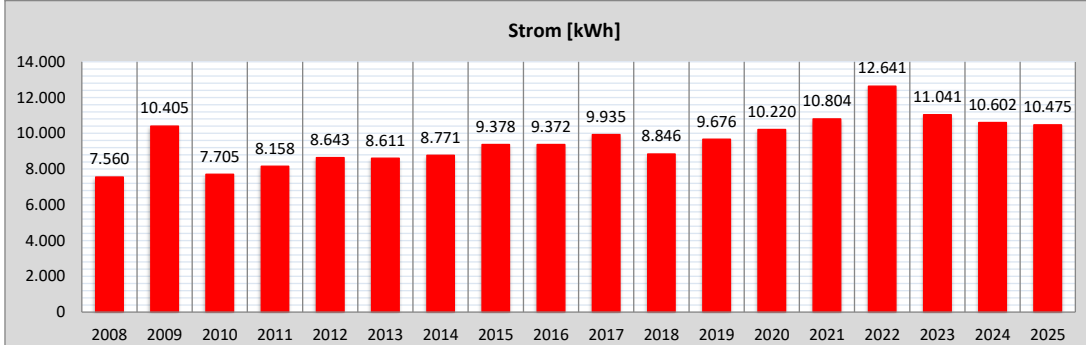
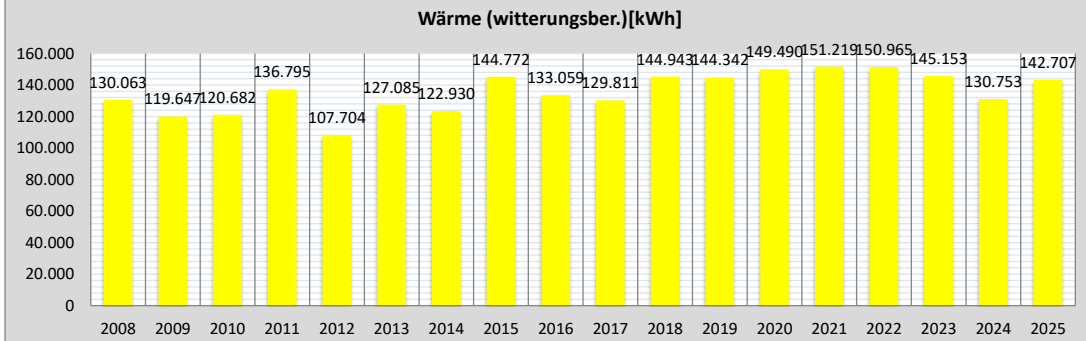


# Schuldatenblatt

## Energieverbrauch und -kosten



Schule	Frankensteinschule	Schul-Nr.	14-2
Straße, Nr.	Untergasse 12		
Stadt	64367 Mühlthal		
Schulform(en)	Grundschule in Nieder-Beerbach		



Jahr	Verbrauch				Kosten		
	Wärme		Strom	Wasser/ Abwasser	Wärme	Strom	Wasser/ Abwasser
	gemessen [kWh]	witterungsber. [kWh]					
2008	109.564	130.063	7.560	59	4.357	1.592	299
2009	98.784	119.647	10.405	60	4.194	2.213	305
2010	118.200	120.682	7.705	73	4.688	1.413	380
2011	105.300	136.795	8.158	72	4.274	1.798	375
2012	93.950	107.704	8.643	89	8.513	1.936	474
2013	117.000	127.085	8.611	69	7.605	2.130	372
2014	91.350	122.930	8.771	77	4.409	2.166	413
2015	117.300	144.772	9.378	95	5.500	2.215	505
2016	111.300	133.059	9.372	92	3.969	2.247	489
2017	107.700	129.811	9.935	101	4.472	2.461	536
2018	108.800	144.943	8.846	107	4.032	2.162	566
2019	115.050	144.342	9.676	98	4.894	2.467	520
2020	112.500	149.490	10.220	103	4.332	2.694	540
2021	132.800	151.219	10.804	170	5.672	2.858	929
2022	112.350	150.965	12.641	152	10.442	2.740	833
2023	103.400	145.153	11.041	129	5.666	4.824	751
2024	95.350	130.753	10.602	109	5.897	3.751	694
2025	112.350	142.707	10.475	121	6.504	3.299	769