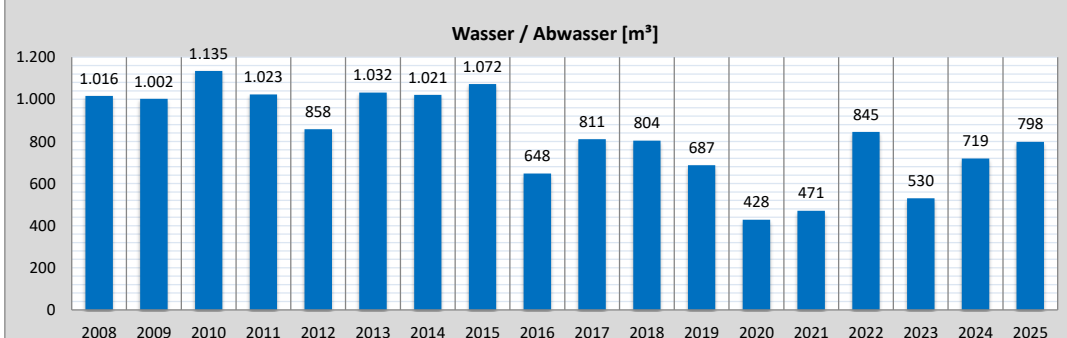
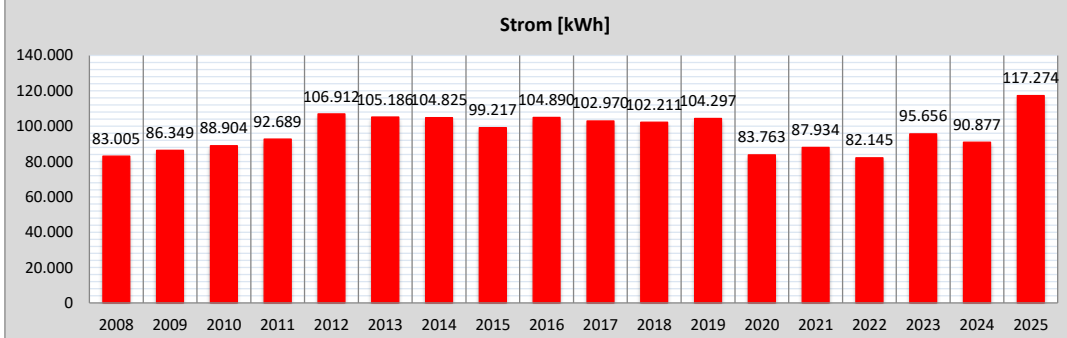
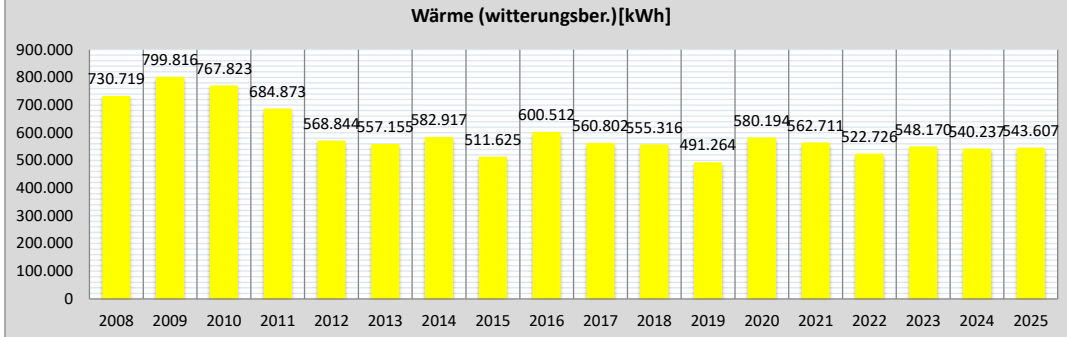


Schuldatenblatt

Energieverbrauch und -kosten



Schule	Wilhelm-Leuschner-Schule	Schul-Nr.	18-2
Straße, Nr.	Christian-Stock-Straße 2		
Stadt	64319 Pfungstadt		
Schulform(en)	Grundschule		



Jahr	Verbrauch				Kosten		
	Wärme		Strom [kWh]	Wasser/ Abwasser [m³]	Wärme [EUR]	Strom [EUR]	Wasser/ Abwasser [EUR]
	gemessen [kWh]	witterungsber. [kWh]					
2008	615.550	730.719	83.005	1.016	43.200	11.075	5.202
2009	660.350	799.816	86.349	1.002	48.839	13.756	5.160
2010	752.030	767.823	88.904	1.135	44.521	11.743	6.184
2011	527.190	684.873	92.689	1.023	39.914	15.207	6.315
2012	496.200	568.844	106.912	858	45.176	18.046	5.353
2013	512.940	557.155	105.186	1.032	48.120	20.321	5.822
2014	433.170	582.917	104.825	1.021	38.914	20.881	5.769
2015	414.540	511.625	99.217	1.072	20.800	18.828	5.938
2016	502.310	600.512	104.890	648	26.961	21.132	5.414
2017	465.280	560.802	102.970	811	23.753	21.130	6.370
2018	416.841	555.316	102.211	804	17.893	20.983	6.342
2019	391.570	491.264	104.297	687	18.845	22.694	4.953
2020	436.630	580.194	83.763	428	18.899	19.421	4.233
2021	494.170	562.711	87.934	471	24.375	20.580	4.324
2022	389.020	522.726	82.145	845	18.350	16.767	6.311
2023	390.490	548.170	95.656	530	52.090	36.469	4.649
2024	393.960	540.237	90.877	719	42.506	32.193	5.646
2025	427.970	543.607	117.274	798	42.342	28.250	6.702

Maßnahmen (Jahr der Fertigstellung)							
2010		Energetische Sanierung					