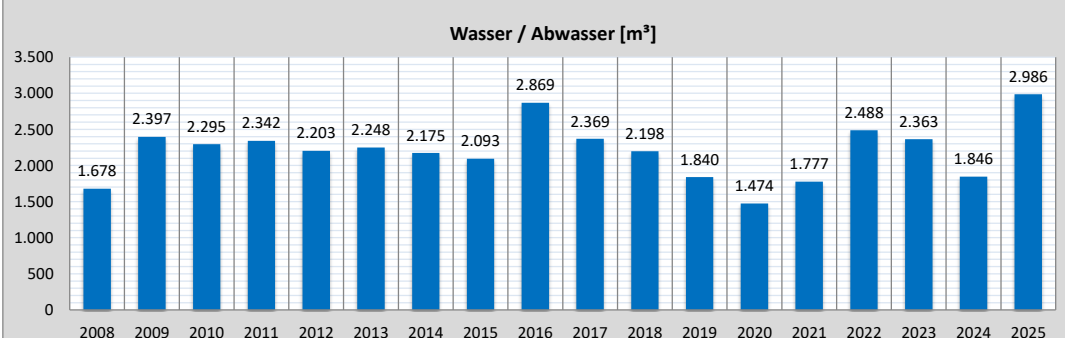
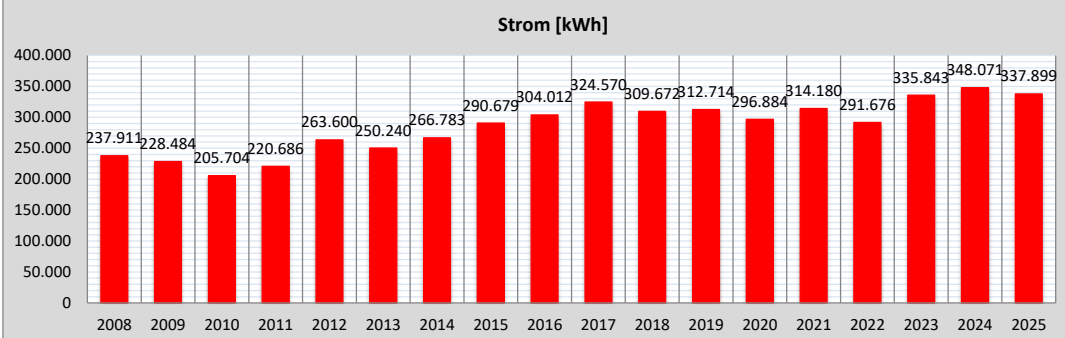
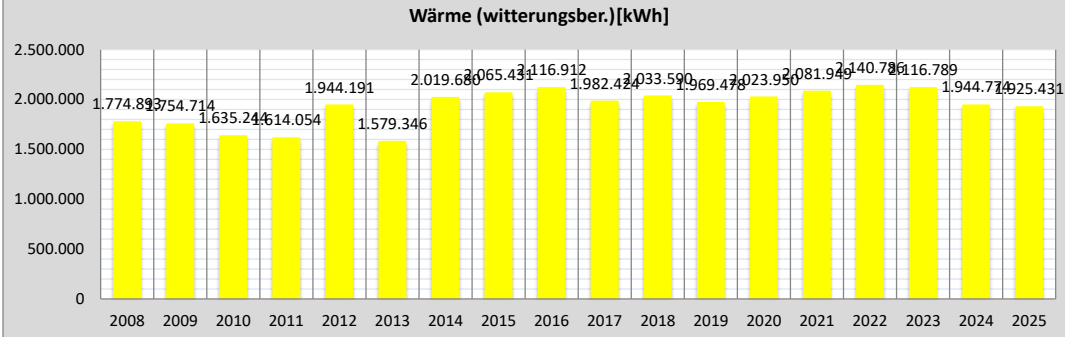


Schuldatenblatt

Energieverbrauch und -kosten



Schule	Friedrich-Ebert-Schule I	Schul-Nr.	18-5
Straße, Nr.	Ringstraße 51 - 61		
Stadt	64319 Pfungstadt		
Schulform(en)	Schulformbezogene Gesamtschule (Sek. I und II)		



Jahr	Verbrauch				Kosten		
	Wärme		Strom [kWh]	Wasser/ Abwasser [m³]	Wärme [EUR]	Strom [EUR]	Wasser/ Abwasser [EUR]
	gemessen [kWh]	witterungsber. [kWh]					
2008	1.495.150	1.774.893	237.911	1.678	112.444	29.361	8.591
2009	1.448.740	1.754.714	228.484	2.397	113.829	34.551	12.345
2010	1.601.610	1.635.244	205.704	2.295	102.278	26.799	10.938
2011	1.242.440	1.614.054	220.686	2.342	96.412	30.893	12.300
2012	1.695.910	1.944.191	263.600	2.203	156.507	38.467	11.197
2013	1.454.010	1.579.346	250.240	2.248	139.497	41.509	11.383
2014	1.500.840	2.019.680	266.783	2.175	136.327	46.457	11.081
2015	1.673.498	2.065.431	290.679	2.093	86.281	48.394	13.327
2016	1.770.734	2.116.912	304.012	2.869	94.060	53.122	16.779
2017	1.644.755	1.982.424	324.570	2.369	90.931	64.974	15.824
2018	1.526.490	2.033.590	309.672	2.198	74.921	61.478	14.609
2019	1.569.805	1.969.478	312.714	1.840	80.389	59.388	11.755
2020	1.523.141	2.023.950	296.884	1.474	70.817	71.109	9.743
2021	1.828.356	2.081.949	314.180	1.777	90.497	75.127	11.806
2022	1.593.203	2.140.786	291.676	2.488	75.721	61.626	15.173
2023	1.507.900	2.116.789	335.843	2.363	198.738	129.459	14.514
2024	1.418.198	1.944.774	348.071	1.846	139.150	107.635	12.592
2025	1.515.848	1.925.431	337.899	2.986	140.318	124.756	22.566

Maßnahmen (Jahr der Fertigstellung)

2014	Neubau Sekundarstufe II
------	-------------------------