

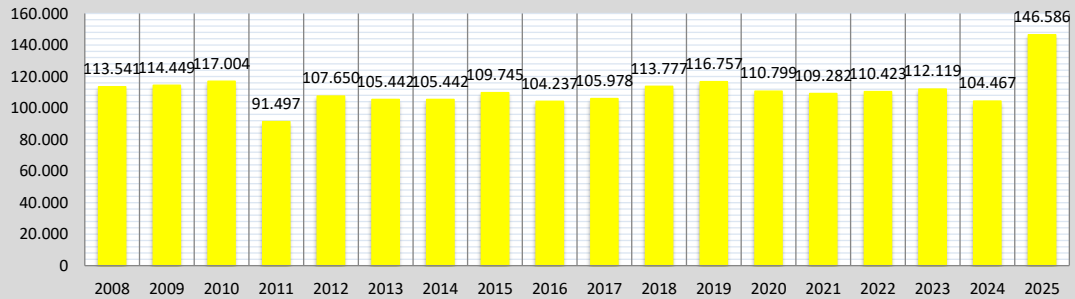
Schuldatenblatt

Energieverbrauch und -kosten

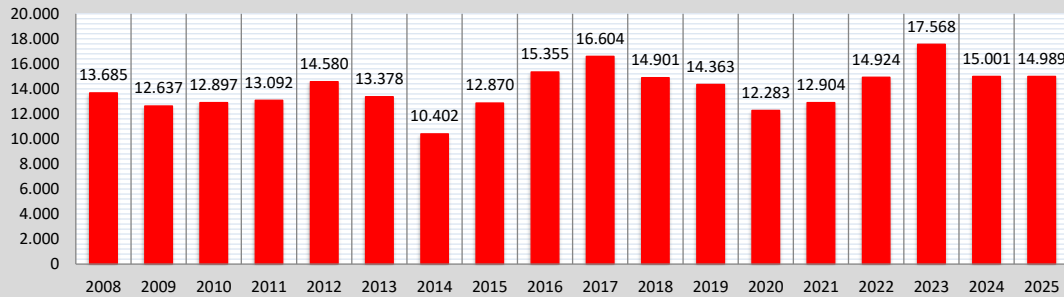


Schule	Edward-Flanagan-Schule	Schul-Nr.	2-7
Straße, Nr.	Bürgermeister-Willand-Straße 3		
Stadt	64832 Babenhausen		
Schulform(en)	Förderschule		

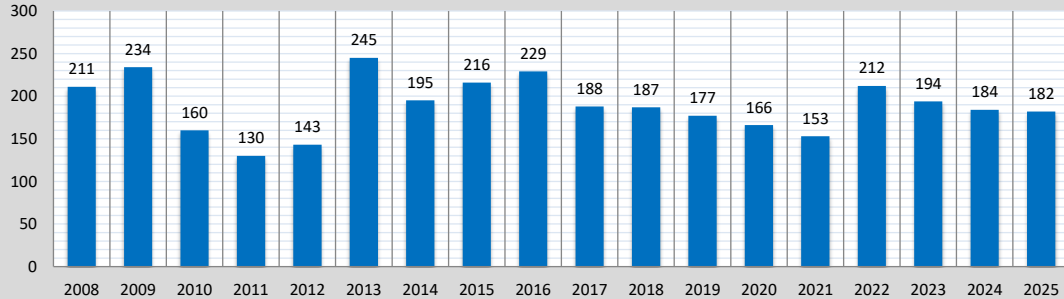
Wärme (witterungsber.) [kWh]



Strom [kWh]



Wasser / Abwasser [m³]



Jahr	Verbrauch				Kosten		
	Wärme		Strom [kWh]	Wasser/ Abwasser [m³]	Wärme [EUR]	Strom [EUR]	Wasser/ Abwasser [EUR]
	gemessen [kWh]	witterungsber. [kWh]					
2008	95.646	113.541	13.685	211	6.506	1.709	1.059
2009	94.492	114.449	12.637	234	7.803	1.854	1.294
2010	114.597	117.004	12.897	160	7.744	1.562	862
2011	70.431	91.497	13.092	130	4.909	2.025	676
2012	93.902	107.650	14.580	143	6.934	2.383	717
2013	97.074	105.442	13.378	245	7.110	2.417	1.220
2014	78.355	105.442	10.402	195	4.460	2.035	989
2015	88.920	109.745	12.870	216	3.853	2.309	1.086
2016	87.191	104.237	15.355	229	4.232	2.985	1.146
2017	87.927	105.978	16.604	188	4.229	3.358	957
2018	85.405	113.777	14.901	187	3.887	2.969	952
2019	93.060	116.757	14.363	177	4.797	3.060	926
2020	83.383	110.799	12.283	166	3.839	2.812	868
2021	95.971	109.282	12.904	153	4.735	2.975	817
2022	82.178	110.423	14.924	212	4.926	2.841	1.132
2023	79.868	112.119	17.568	194	6.520	6.703	1.123
2024	76.181	104.467	15.001	184	4.543	5.127	1.109
2025	115.404	146.586	14.989	182	7.635	4.516	1.125