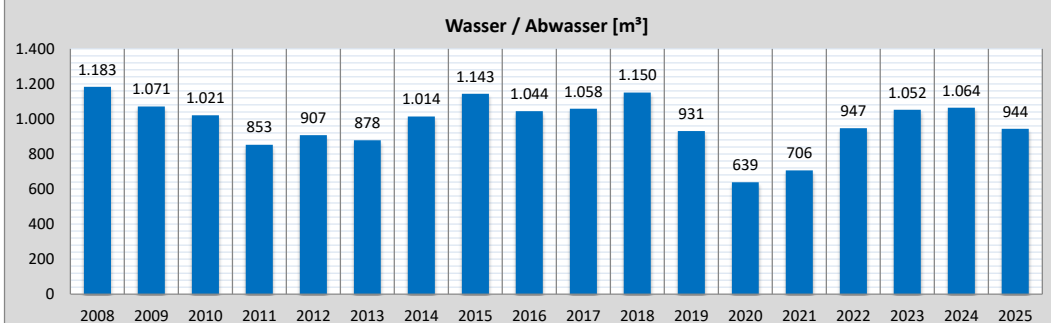
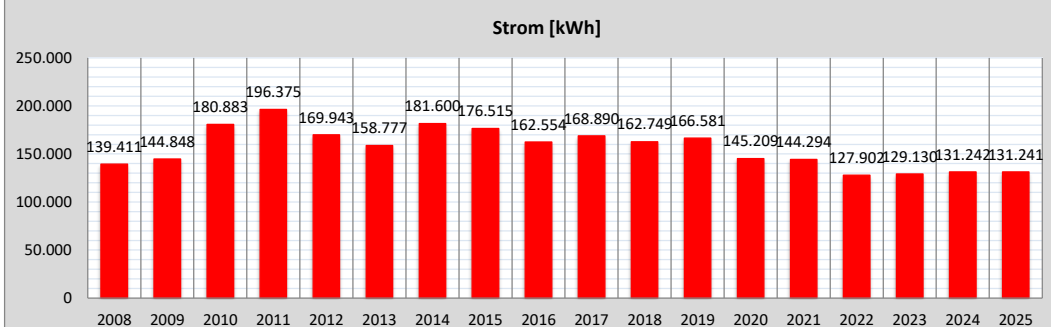
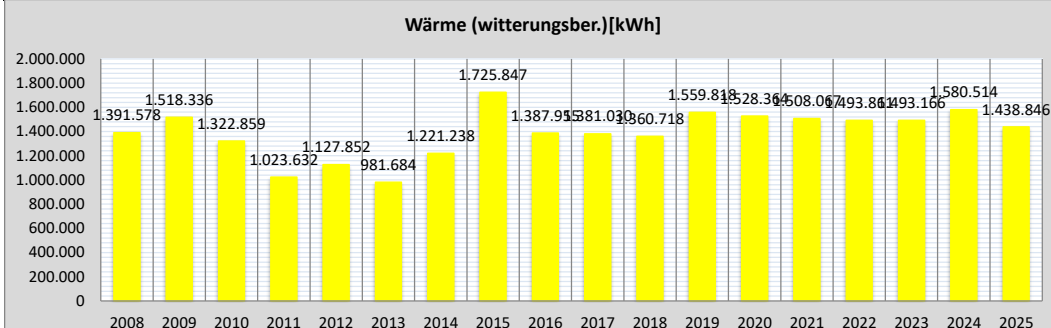


Schuldatenblatt

Energieverbrauch und -kosten

| | | | |
|---------------|-------------------------------|-----------|-----|
| Schule | Alfred-Delp-Schule | Schul-Nr. | 4-4 |
| Straße, Nr. | Auf der Leer 10 | | |
| Stadt | 64807 Dieburg | | |
| Schulform(en) | Oberstufengymnasium (Sek. II) | | |



| Jahr | Verbrauch | | | | Kosten | | |
|------|-------------------|-------------------------|----------------|-----------------------------|----------------|----------------|------------------------------|
| | Wärme | | Strom [kWh] | Wasser/ Abwasser [m³] | Wärme [EUR] | Strom [EUR] | Wasser/ Abwasser [EUR] |
| | gemessen [kWh] | witterungsber. [kWh] | | | | | |
| 2008 | 1.172.250 | 1.391.578 | 139.411 | 1.183 | 79.386 | 18.339 | 5.891 |
| 2009 | 1.253.580 | 1.518.336 | 144.848 | 1.071 | 87.927 | 22.710 | 5.334 |
| 2010 | 1.295.650 | 1.322.859 | 180.883 | 1.021 | 76.807 | 23.203 | 5.489 |
| 2011 | 787.955 | 1.023.632 | 196.375 | 853 | 66.976 | 31.690 | 4.831 |
| 2012 | 983.821 | 1.127.852 | 169.943 | 907 | 85.592 | 28.625 | 5.043 |
| 2013 | 903.778 | 981.684 | 158.777 | 878 | 84.955 | 30.471 | 5.116 |
| 2014 | 907.511 | 1.221.238 | 181.600 | 1.014 | 77.138 | 36.088 | 5.715 |
| 2015 | 1.398.353 | 1.725.847 | 176.515 | 1.143 | 68.519 | 33.208 | 6.972 |
| 2016 | 1.160.983 | 1.387.955 | 162.554 | 1.044 | 69.659 | 32.397 | 6.409 |
| 2017 | 1.145.798 | 1.381.030 | 168.890 | 1.058 | 58.321 | 34.216 | 5.927 |
| 2018 | 1.021.407 | 1.360.718 | 162.749 | 1.150 | 48.006 | 33.144 | 6.155 |
| 2019 | 1.243.235 | 1.559.818 | 166.581 | 931 | 56.567 | 35.813 | 6.042 |
| 2020 | 1.150.184 | 1.528.364 | 145.209 | 639 | 55.554 | 33.431 | 4.710 |
| 2021 | 1.324.376 | 1.508.067 | 144.294 | 706 | 73.106 | 33.503 | 5.168 |
| 2022 | 1.111.752 | 1.493.861 | 127.902 | 947 | 55.712 | 27.211 | 6.555 |
| 2023 | 1.063.660 | 1.493.166 | 129.130 | 1.052 | 138.821 | 46.245 | 7.710 |
| 2024 | 1.152.566 | 1.580.514 | 131.242 | 1.064 | 106.066 | 47.167 | 7.271 |
| 2025 | 399.320 | 1.438.846 | 131.241 | 944 | 97.968 | 42.174 | 7.460 |

Maßnahmen (Jahr der Fertigstellung)

| | |
|------|----------------------------|
| 2008 | Sanierung Wand und Fenster |
| 2011 | Anschluss ans Nahwärmenetz |