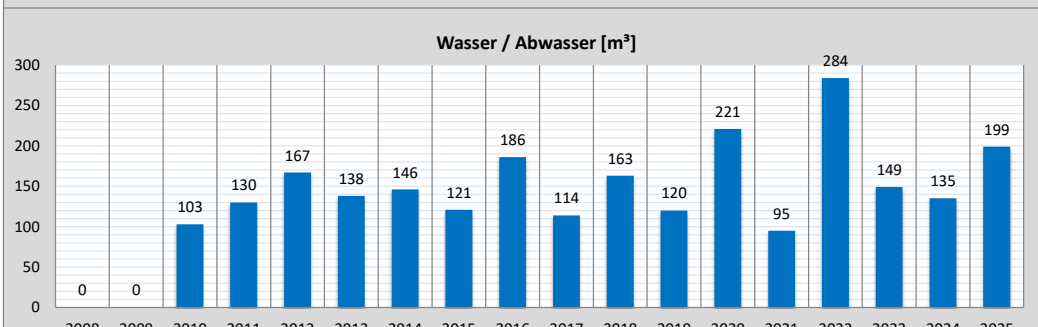
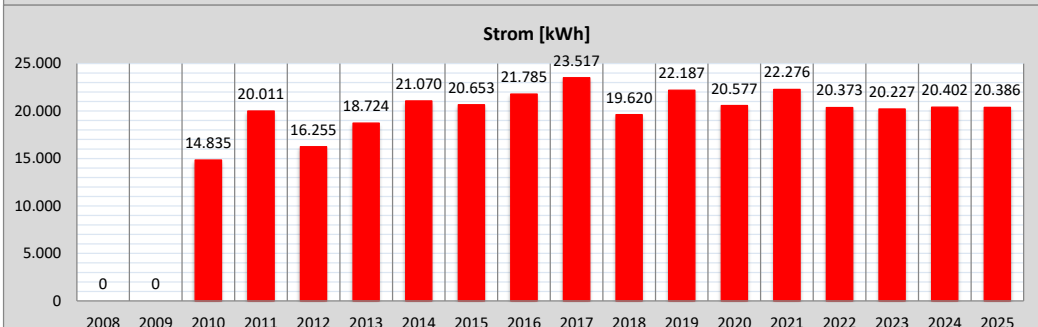
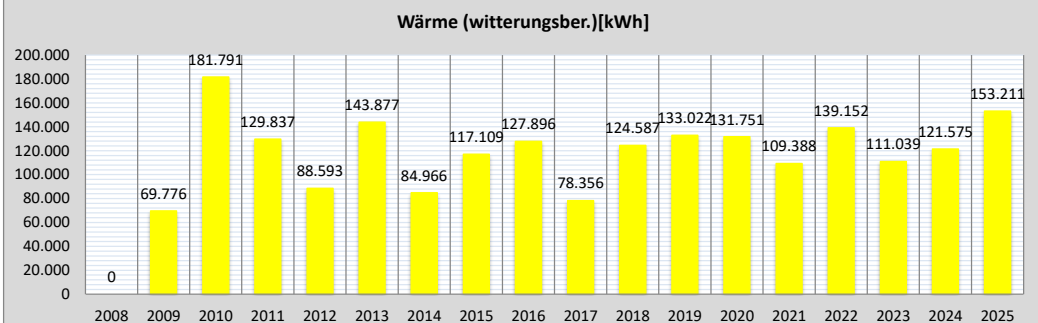


Schuldatenblatt

Energieverbrauch und -kosten



Schule	Landrat-Gruber-Schule, Agrartechnik	Schul-Nr.	4-5-11
Straße, Nr.	Auf der Leer 11		
Stadt	64807 Dieburg		
Schulform(en)	Berufliches Schulzentrum		



Jahr	Verbrauch				Kosten		
	Wärme		Strom [kWh]	Wasser/ Abwasser [m³]	Wärme [EUR]	Strom [EUR]	Wasser/ Abwasser [EUR]
	gemessen [kWh]	witterungsber. [kWh]					
2008	0	0	0	0	0	0	0
2009	58.800	69.776	0	0	2.418	0	0
2010	151.650	181.791	14.835	103	6.416	2.645	492
2011	105.250	129.837	20.011	130	4.612	4.490	598
2012	71.550	88.593	16.255	167	3.407	3.661	743
2013	121.200	143.877	18.724	138	4.917	4.639	658
2014	70.150	84.966	21.070	146	4.404	5.132	697
2015	114.700	117.109	20.653	121	4.883	4.790	669
2016	98.450	127.896	21.785	186	2.394	5.091	878
2017	68.350	78.356	23.517	114	4.336	5.703	567
2018	114.700	124.587	19.620	163	3.886	4.672	760
2019	98.850	133.022	22.187	120	4.182	5.511	649
2020	106.750	131.751	20.577	221	4.256	5.287	1.080
2021	91.500	109.388	22.276	95	3.968	5.748	554
2022	115.450	139.152	20.373	284	8.403	4.335	1.440
2023	83.350	111.039	20.227	149	5.352	8.499	886
2024	96.900	121.575	20.402	135	5.718	7.068	756
2025	115.300	153.211	20.386	199	5.637	6.218	1.120