

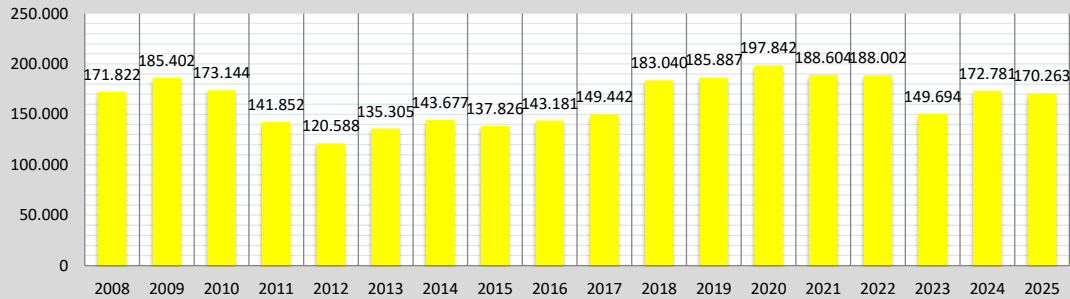
Schuldatenblatt

Energieverbrauch und -kosten

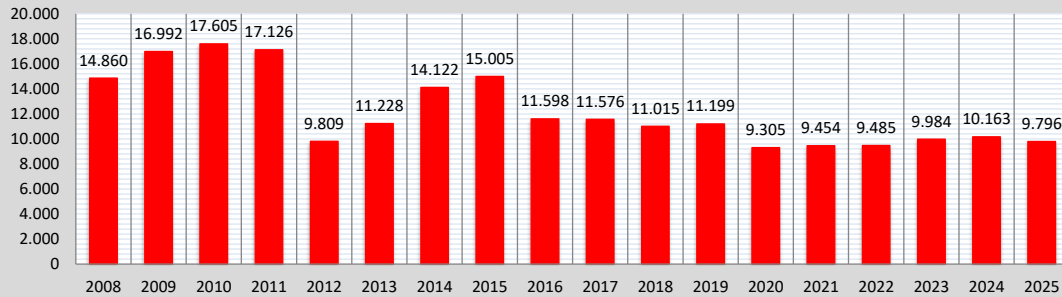


Schule	Anne-Frank-Schule	Schul-Nr.	4-6
Straße, Nr.	Am Wall 34		
Stadt	64807 Dieburg		
Schulform(en)	Förderschule		

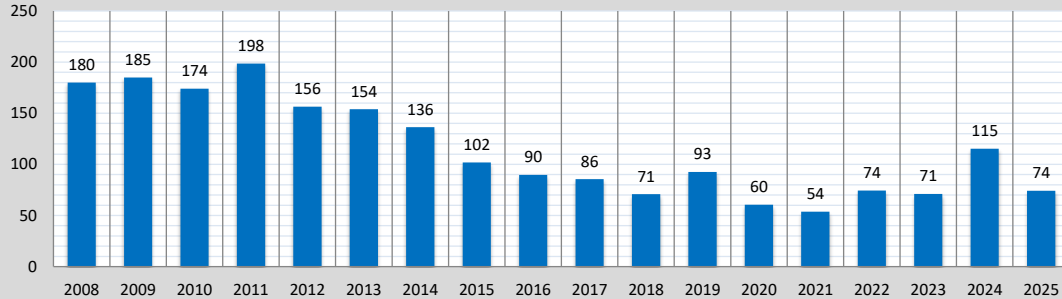
Wärme (witterungsber.) [kWh]



Strom [kWh]



Wasser / Abwasser [m³]



Jahr	Verbrauch				Kosten		
	Wärme		Strom [kWh]	Wasser/ Abwasser [m³]	Wärme [EUR]	Strom [EUR]	Wasser/ Abwasser [EUR]
	gemessen [kWh]	witterungsber. [kWh]					
2008	144.741	171.822	14.860	180	10.712	2.102	896
2009	153.073	185.402	16.992	185	11.758	3.021	921
2010	169.583	173.144	17.605	174	10.808	2.545	761
2011	109.192	141.852	17.126	198	9.415	2.962	857
2012	105.188	120.588	9.809	156	9.986	1.910	692
2013	124.567	135.305	11.228	154	11.741	2.333	716
2014	106.768	143.677	14.122	136	10.127	3.023	648
2015	111.672	137.826	15.005	102	7.147	3.060	568
2016	119.767	143.181	11.598	90	6.158	2.550	502
2017	123.987	149.442	11.576	86	6.930	2.571	438
2018	137.397	183.040	11.015	71	6.458	2.417	368
2019	148.159	185.887	11.199	93	6.741	2.620	485
2020	148.888	197.842	9.305	60	7.191	2.375	341
2021	165.631	188.604	9.454	54	9.143	2.550	324
2022	139.914	188.002	9.485	74	7.011	2.363	432
2023	106.635	149.694	9.984	71	13.917	4.044	451
2024	125.998	172.781	10.163	115	11.595	4.045	611
2025	134.044	170.263	9.796	74	11.593	3.538	472