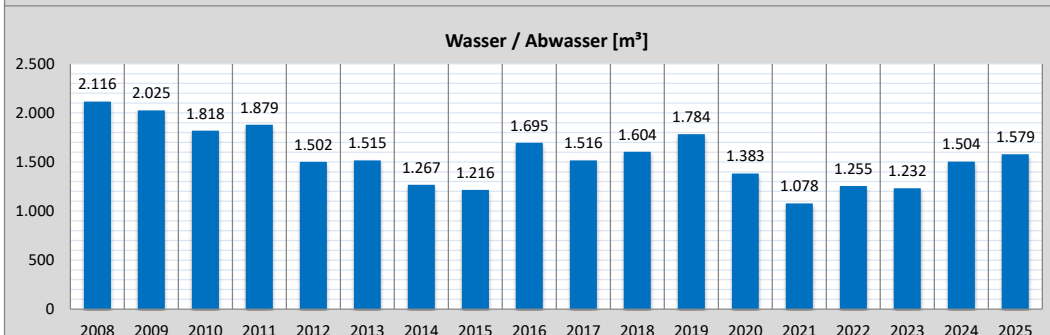
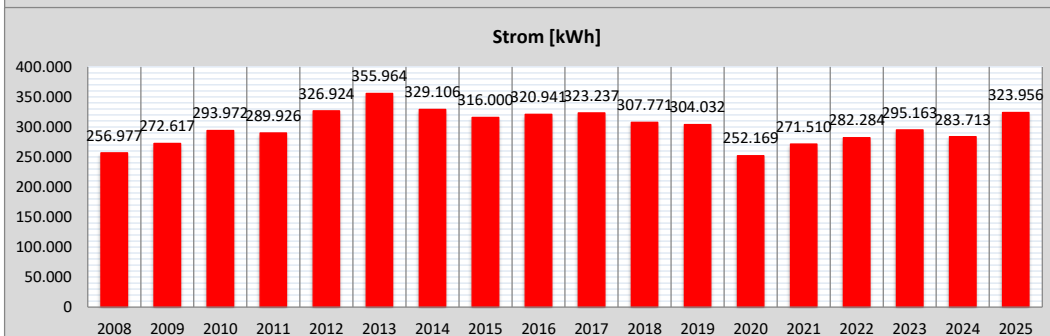
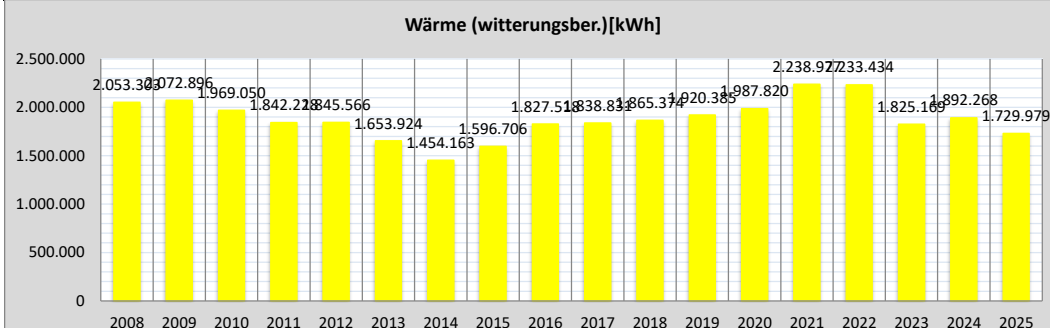


Schuldatenblatt

Energieverbrauch und -kosten



Schule	Albert-Einstein-Schule	Schul-Nr.	9-2
Straße, Nr.	Hügelstraße 20		
Stadt	64401 Groß-Bieberau		
Schulform(en)	Schulformbezogene Gesamtschule		



Jahr	Verbrauch				Kosten		
	Wärme		Strom	Wasser/ Abwasser	Wärme	Strom	Wasser/ Abwasser
	gemessen [kWh]	witterungsber. [kWh]					
2008	1.729.680	2.053.303	256.977	2.116	129.096	31.430	9.226
2009	1.711.440	2.072.896	272.617	2.025	121.613	41.889	9.295
2010	1.928.550	1.969.050	293.972	1.818	121.280	36.786	8.392
2011	1.418.080	1.842.228	289.926	1.879	117.783	46.662	8.637
2012	1.609.880	1.845.566	326.924	1.502	129.713	53.844	6.938
2013	1.522.670	1.653.924	355.964	1.515	146.709	66.725	7.641
2014	1.080.600	1.454.163	329.106	1.267	102.014	64.982	5.907
2015	1.293.717	1.596.706	316.000	1.216	73.282	58.031	5.081
2016	1.528.664	1.827.518	320.941	1.695	88.306	63.205	7.065
2017	1.525.621	1.838.831	323.237	1.516	82.841	66.075	6.332
2018	1.400.221	1.865.374	307.771	1.604	65.273	62.107	6.699
2019	1.530.621	1.920.385	304.032	1.784	78.011	65.251	7.989
2020	1.495.951	1.987.820	252.169	1.383	70.640	58.306	6.204
2021	1.966.257	2.238.977	271.510	1.078	102.441	63.722	4.843
2022	1.662.153	2.233.434	282.284	1.255	85.142	58.878	5.636
2023	1.300.163	1.825.169	295.163	1.232	192.220	113.210	4.893
2024	1.379.908	1.892.268	283.713	1.504	145.032	98.780	5.961
2025	1.361.974	1.729.979	323.956	1.579	132.087	102.800	6.730

Maßnahmen (Jahr der Fertigstellung)

2012	Anbau Mensa
2014	Fenstererneuerung im Ostgebäude